

M12-Round-Plug Connector, Single-Ended Cordsets, According to IEC 61076-2-101

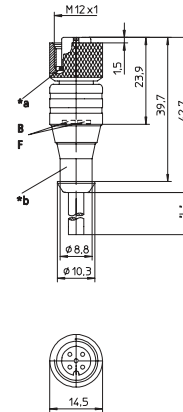
RKT/LED | RKWT/LED



3- and 4-Poles (LED)

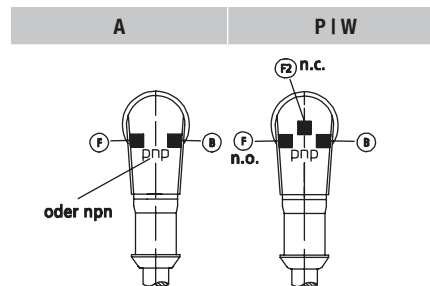
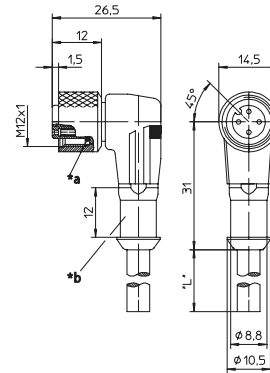
Actuator/sensor cordset, single-ended, M12, 3-, 4-, 5-, 8-, and 12-poles, female straight connector with LED operation and function indicator with self-locking thread and molded cable.

RKT/LED



Actuator/sensor cordset, single-ended, M12, 3-, 4-, 5-, 8-, and 12-poles, female 90° connector with LED operation and function indicator with self-locking thread and molded cable.

RKWT/LED

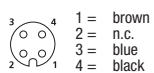


*a O-Ring
*b hose mounting
B operation indicator green
F function indicator yellow
F2 function indicator yellow = P, white = W

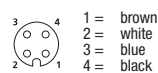
Pin Assignments

M12 - Male

3 poles

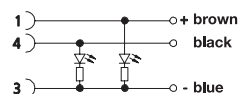


4 poles

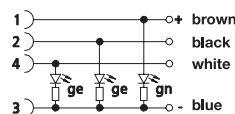


Wiring Diagrams

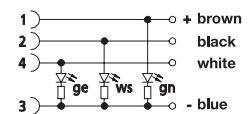
A pnp normally open = yellow-green




P pnp normally closed/open = yellow-yellow-green



W pnp normally closed/open = yellow-white-green





Be Certain with Belden

M12-Round-Plug Connector, Single-Ended Cordsets, According to IEC 61076-2-101

RKT/LED | RKWT/LED

Technical Data

Environmental

Degree of protection IP 67 / NEMA 6P
Operating temperature range -25°C (-13°F) / +80°C (+176°F)

Mechanical

Housing / Molded body TPU, translucent
Insert TPU
Contact CuSn (12 poles: CuZn), pre-nickeled and 0.3 microns gold-plated
Coupling nut CuZn, nickel-plated
O-ring FKM



























Electrical

Contact resistance $\leq 5 \text{ m}\Omega$
Nominal current at 40°C 4 A
Rated voltage 10-30 V DC
Insulation resistance $> 10^9 \Omega$

Cable Specifications

| Cable No. | Outer Jacket | Conductor Size | Jacket Color | OD |
|-----------|--|--------------------------|--------------|----------------|
| 06 | PVC | 3 x 0.34 mm ² | Orange | .197" (5.0 mm) |
| 07 | PVC | 4 x 0.75 mm ² | Orange | .197" (5.0 mm) |
| 224 | PUR, halogen-free | 3 x 0.34 mm ² | Black | .169" (4.3 mm) |
| 225 | PUR, halogen-free | 4 x 0.34 mm ² | Black | .185" (4.7 mm) |
| 251 | PUR, halogen-free welding spark proof | 4 x 0.34 mm ² | Orange | .185" (4.7 mm) |
| 260 | PUR, halogen-free welding spark proof | 3 x 0.34 mm ² | Orange | .177" (4.5 mm) |
| 265 | PUR, halogen-free | 4 x 0.34 mm ² | Grey | .185" (4.7 mm) |

Cordsets
Single-Ended

| Part Number | | Pins | Outer Jacket | Standard Cable Lengths | Characteristics |
|------------------------|-------------------------|------|---|------------------------|---|
| RKT/LED A 4-3-06/...M | RKWT/LED A 4-3-06/...M | 3 | PVC | 2 M / 5 M / 10 M |   |
| RKT/LED A 4-3-224/...M | RKWT/LED A 4-3-224/...M | | PUR, halogen-free | 2 M / 5 M / 10 M |     |
| RKT/LED A 4-3-260/...M | RKWT/LED A 4-3-260/...M | | PUR, halogen-free / welding spark proof | 2 M / 5 M / 10 M |      |
| | RKWT/LED P 4-07/...M | 4 | PVC | 2 M / 5 M / 10 M |   |
| | RKWT/LED P 4-225/...M | | PUR, halogen-free | 2 M / 5 M / 10 M |     |
| | RKWT/LED P 4-251/...M | | PUR, halogen-free / welding spark proof | 2 M / 5 M / 10 M |      |
| | RKWT/LED W 4-265/...M | 4 | PUR, halogen-free | 2 M / 5 M / 10 M |     |