

SPECIFICATION SHEET

1100 SERIES 24 HOUR TIME SWITCH SAME ON/OFF TIMES EACH DAY

APPLICATIONS

- Lighting, pumps
- Signs, fans
- Air conditioning
- Water heaters
- Automatic ON/OFF control when operation is required at the same time every day.

FEATURES

SCHEDULING:

Minimum ON is setting 20 minutes with a minimum OFF setting of 75 minutes. Dial accommodates up to 12 pairs of trippers. One pair included.

MANUAL OVERRIDE:

Until the next regularly scheduled ON or OFF automatic operation then resumes.

ENCLOSED MOTOR:

Protects gears to extend life.

SPECIFICATIONS

INPUT VOLTAGE:

120 or 208-277 VAC
60 Hz, varies by model.

TIMING ACCURACY:

Line frequency.

TERMINAL RANGE:

#8 - #14 AWG.

OPERATING TEMPERATURE:

-40 °F to 165 °F (-40 °C to 74 °C).

POWER CONSUMPTION:

3 watts maximum.

ENCLOSURE:

Lockable hasp. Type varies by model.

OTHER MOUNTINGS:

Adaptor Plate model #IAP allows any 1100 series to fit into an Intermatic® case.



ORDERING INFO

CAT. NO.	UPC CODE	INPUT SUPPLY (VAC) 60Hz	OUTPUT CONTACTS	ENCLOSURE TYPE
1101B	10064	120	SPST	Metal Indoor NEMA 1
1101B-P	10068	120	SPST	Polycarbonate Indoor/Outdoor NEMA 3R
1101B-PC	10095	120	SPST	Polycarbonate Outdoor w/ clear cover NEMA 3R
1101BM-IAP	10073	120	SPST	Mechanism and retrofit plate
1101-7 *	10033	347	SPST	Metal Indoor NEMA 1
1102B	10065	208-277	SPST	Metal Indoor NEMA 1
1103B	10066	120	DPST	Metal Indoor NEMA 1
1103B-P	10069	120	DPST	Polycarbonate Indoor/Outdoor NEMA 3R
1103B-PC	10096	120	DPST	Polycarbonate Outdoor w/ clear cover NEMA 3R
1103B-O	10098	120	DPST	Metal Indoor/Outdoor NEMA 3
1104B	10067	208-277	DPST	Metal Indoor NEMA 1
1104B-P	10070	208-277	DPST	Polycarbonate Indoor/Outdoor NEMA 3R
1104B-PC	10097	208-277	DPST	Polycarbonate Outdoor w/ clear cover NEMA 3R
1104B-O	10075	208-277	DPST	Metal Indoor/Outdoor NEMA 3
1104BM-MB	10076	208-277	DPST	Mechanism and surface mounting bracket
1104BM-IAP	10074	208-277	DPST	Mechanism and retrofit plate
Replacement Trippers		Order #P47 for a pair of ON/OFF trippers		
Replacement Motor		#101 (120V) & #201 (208-277V)		

 Conversion

Astronomic dial. Consult factory for correct number for your latitude.

* 1101-7 CSA only

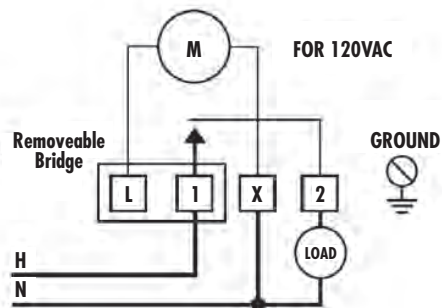


SPECIFICATION SHEET

1100 SERIES cUL[®] US 24 HOUR TIME SWITCH SAME ON/OFF TIMES EACH DAY

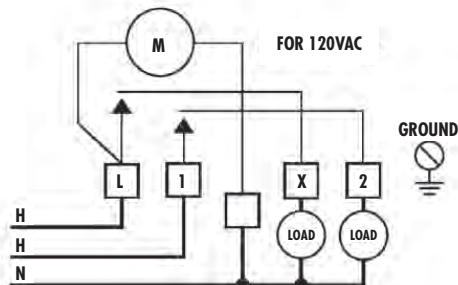
WIRING DIAGRAMS

1101 & 1102

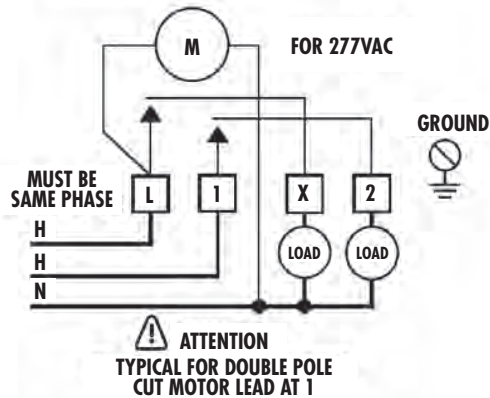
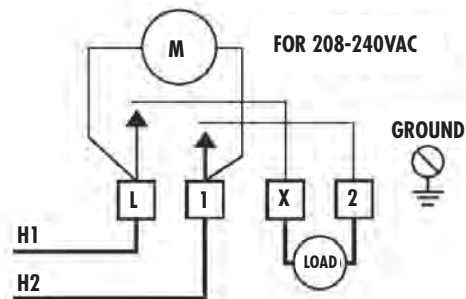


For separate motor terminals remove bridge from terminal L&1.

1103



1104



CONTACT RATINGS

TYPE	VOLTAGE (VAC)	CONTACT RATING
General Purpose	120-277	40A
Resistive	120-277	40A
Tungsten	120	40A
Ballast	120-277	20A
LED Driver	120-277	20A
Pilot Duty	120	1000VA
	240	2000VA
Motor	120	2HP
	240	5HP
277VAC Single Phase		

1101-7 is 30 AMP inductive at 347 volts and CSA only. CSA