



ELECTRIC DOOR OPENERS REMOTE CONTROL & CONTACT DEVICES

APPLICATIONS

- For unlocking or locking metal or wooden doors using low voltage wiring. For AC, use TA591 or TA592 transformer.


MORTISE TYPE REMOTE OPENER

Reversible for right or left hand door. Use with mortise entrance locks having a latch bolt with up to 1/2" width and throw. 6" wire leads. Dimensional drawings available.

DEVICE	CAT. NO.	UPC CODE	VOLTS	AMPS
	TA09	96960	8-16VAC 3-6VDC	.95-1.75 1.25-1.80
	TA154	96962	16VAC 3-6VDC	.95-1.75 1.25-1.80


RIM TYPE REMOTE OPENER

Reversible for right or left hand door. Standard surface type used with lock latches with up to 5/8" width and throw. 6" wire leads. Dimensional drawings available.

DEVICE	CAT. NO.	UPC CODE	VOLTS
	TA152	96961	8-16VAC, 3-6VDC


MAGNETIC SWITCH CONTACTS

For activating a variety of signals, ideal for limiting space applications. Self-insulating and can be mounted in any direction. All units include companion magnet. Dimensions: 2 3/16" L x 1/2" W x 1/2" D.

DEVICE	CAT. NO.	UPC CODE	DESCRIPTION	VOLTS	AMPS MAX.
	TA60	96975	Circuit closed with magnet engaged		
	TA61	96976	Make & break NO and NC	24VAC 12VDC	.5
	TA62	96977	Circuit open with magnet engaged		
	TA67W	96979	Terminal Cover		


DOOR/WINDOW CONTACTS, ROLLING BALL TYPE

Signals automatically with the opening and closing of doors, windows and transoms. Operates from pressure in any direction. Non-tilt, non-jamming design. Fits 3/4" hole; no need to mortise.

DEVICE	CAT. NO.	UPC CODE	DESCRIPTION	VOLTS	AMPS MAX.
	TA44	96995	Normally closed Push to open		
	TA45	96996	Normally open Push to close	12-24V AC/DC	2
	TA46	96997	Momentary contact Push to make & break		


ELECTRIC DOOR SWITCH

For turning lights/signals on or off when doors are opened or closed. Ideal for closets, dark rooms, storage areas of walk-in refrigeration. Rust resistant steel case with 4 knockouts, antique brass plate. Box dimensions: 1 1/4" W x 3 7/8" H x 2" D. Plate dimensions: 1 1/4" W x 4".

DEVICE	CAT. NO.	UPC CODE	DESCRIPTION	VOLTS	AMPS MAX.
	TA502	96964	Light ON when door is open	125VAC 250VAC	6 3

DOOR TRIP SWITCH

Signals automatically as door is openend. Commonly used on store doors to announce entrance of customers. Mounts on top of door frame. Solid cast brass. Size: 3 x 1 5/8".

DEVICE	CAT. NO.	UPC CODE	VOLTS	AMPS MAX.
	TA236	96963	12-24VAC	2