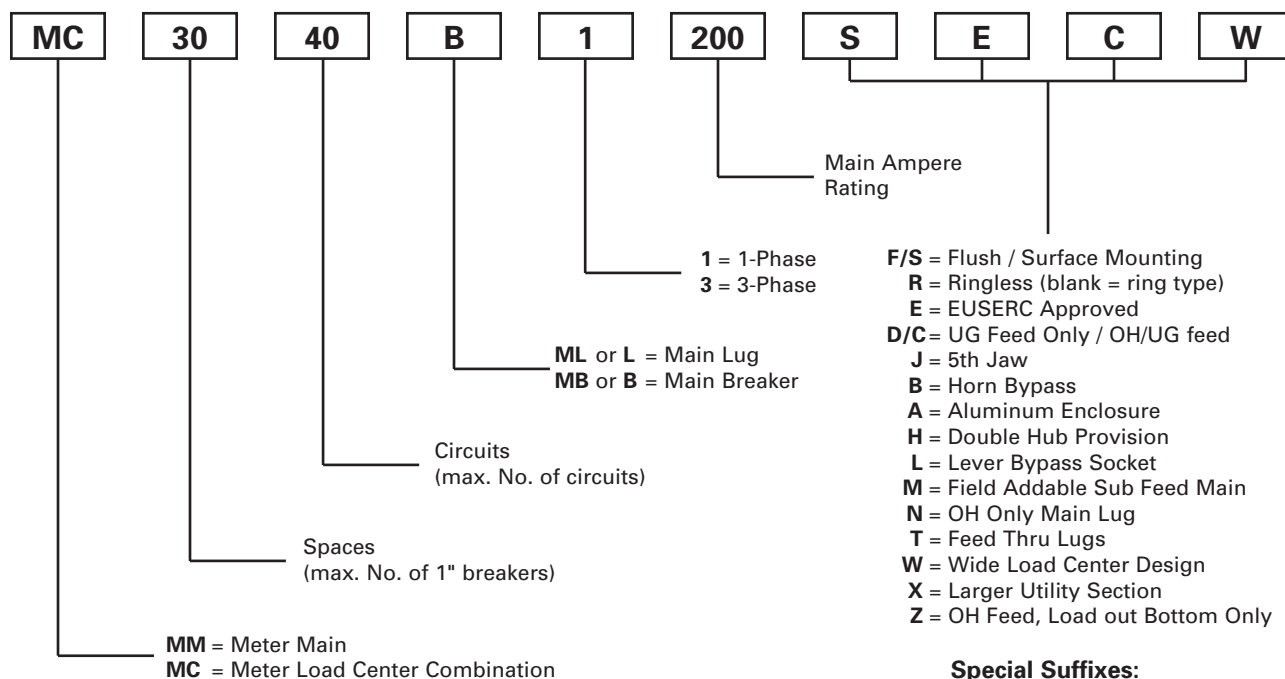


Meter Centers

Meter Combination Catalog Number Logic

Combination Meter Sockets



Special Suffixes:

- GA** = Georgia Power Compliant
- CS** = Comb. Feed with Test Block Bypass
- DS** = UG only Feed with Test Block Bypass
- E2** = Back-to-back EUSERC with External Disconnect and Internal Load Center
- EY** = Commercial Test Block Bypass with OH only Feed
- CEY** = Commercial Test Block Bypass with OH and UG Feed

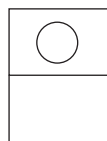
Meter Centers

Meter Combination Introduction

Welcome to the Combination Meter Socket Section. This section includes 4 product categories, which each include their own set of featured products. Look for the icons below to help explain the application and design of products on that page.

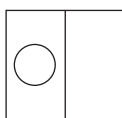
Meter Mains

Siemens Meter Mains are UL Listed and available from 100A to 400A services. These Meter Mains utilize a cost effective construction that is preferable in non-EUSERC areas.



Over-Under Construction

These Siemens Meter Mains feature a classic over-under construction. Available in 100A and 125A versions.

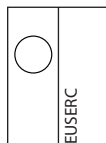


Side-By-Side Construction

These Meter Mains utilize a cost effective side-by-side construction. Meter Mains combine a socket to the left and main circuit breaker section to the right. The main breaker section includes 2 to 6 circuits.

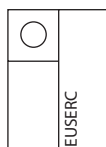
EUSERC Meter Mains

Siemens EUSERC Meter Mains are UL Listed and available from 100A to 400A services. These meter mains utilize designs that meet EUSERC requirements. Two constructions are available.



Side-By-Side Construction

These Siemens Meter Mains have a side-by-side construction that is slightly larger in order to meet EUSERC requirements.

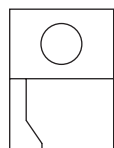


Side-By-Side 400A Construction

These Siemens Meter Mains have side-by-side construction that meets EUSERC design, and provide 400A service.

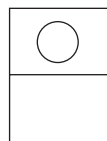
Meter Load Center Combinations

Siemens Meter Load Center Combinations offer several different configurations and include a meter socket section and a load center section. These combos feature a cost effective construction that is preferable in non-EUSERC areas.



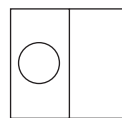
Over-Under Combination Construction

These Siemens Meter Load Center Combinations feature a over-under configuration with a unique trough allowing service from either overhead or underground to the device.



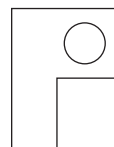
Over-Under Construction

These Siemens Meter Load Center Combinations feature a classic over-under construction, but are for overhead feed only.



Side-By-Side Construction

These Siemens Meter Load Center Combinations have a side-by-side configuration.



Off-set Meter Construction

These Siemens Meter Load Center Combinations feature an offset meter to increase room for pulling conductors.

EUSERC Meter Load Center Combinations

Siemens Meter Load Center Combinations offer several different configurations to meet a variety of installer demands. These Siemens combos feature designs that meet EUSERC requirements.



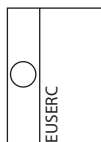
Over-Under Between the Studs Construction

These Combos have a full width load center section above, and a meter socket section below, in a 14.3" wide configuration that allows flush mounting between typical 16" on center stud construction. Surface mounting options available.



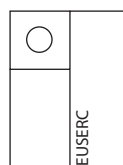
Side-By-Side Between the Studs Construction

These combos have a half width load center section to the right and a meter socket section to the left, in a 14.2" wide configuration that allows flush mounting between typical 16" on center stud construction. Surface mounting options available.



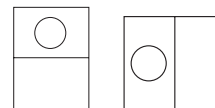
Side-By-Side Full Load Center Construction

These Siemens Meter Load Center Combinations have a full width load center section to the right, and a meter socket section to the left. The overall width make this combo best suited for surface mounting.



Side-By-Side 400A Construction

These Siemens Meter Mains have side-by-side construction that meets EUSERC design, and provide 400A service. Available with 16 to 42 circuits.




Meter Centers

Surface Mount Meter-Mains, 1-Phase, 3-Wire 120/240V AC

- UL listed
- Pad locking provisions on all devices
- Horn bypass and 5th jaw available as noted
- Side hinged door with one screw removal where shown
- Suitable for use only as service entrance equipment
- 22,000 AIC rated, or as noted
- RX type (or) HD type hub provision on top end wall as noted
- Contact local utility to confirm meter socket placement prior to installation
- See end of section for dimensions and wiring diagrams

MM0202B1200JLX



200A meter main with lever bypass

MM0202B1200RJBX



125, 150, and 200A meter main (factory installed), side hinge door.

MM0406L1200H



200A meter main (field added), side hinge door

MM0202B1200



125 and 200A meter mains, side hinge door

MM0404L1400RLM



400A meter main, side hinge door, provisions for two field installed mains

Catalog Number	Amp Rating (Cont.)	Utility Incoming	Bypass Type	No. of Spaces	No. of Circuits	Dimensions (inches)			Main Breaker	Short Circuit Rating	Hub Provision	5th Jaw	Cover Type
						H	W	D					

Meter-Main Breaker with Field Installed Breaker, Ring Style, 100-125amp

MM0202ML1100S ^①	100	OH	None	2	2	18.0	7.4	4.0	QP type	10,000	RX	—	Ring
MM0202ML1125H ^②	125	OH/UG				17.0	16.0	5.0	QP(H) type	22,000	2-RX	EC5J	Ring

Meter-Main Breaker with Factory Installed Breaker, 125-200amp (Side-by-Side construction)

MM0202B1150	150	OH/UG	None	2	2	17.0	16.0	5.0	QN2150H	22,000	RX	EMC5J	Ring
MM0202B1150R													Ringless
MM0202B1200									QN2200H				Ring
MM0202B1200R	200	OH/UG	Horn Bypass	2	2	17.0	16.0	5.0	Q2125H	22,000	RX	Installed	Ringless
MM0202B1125RJB									QN2150H				Ringless
MM0202B1150RJB									QN2200H				Ringless
MM0202B1200RJB									Q2125H				Ringless
MM0202B1125RJBX							18.5	5.2	QN2150H				Ringless
MM0202B1150RJBX									QN2200H				Ringless

Meter-Main Breaker with Field Installed Main & Subfeed Breaker up to 200amp (Side-by-Side construction)

MM0406L1200H	200	OH/UG	None	4	6	19.8	17.2	5.0	1-QN or 2-QP type	22,000	2-RX	EMC5J	Ring
MM0406L1200RH							21.8	5.0					Ringless
MM0406L1200RGA			Horn Bypass										17.2
MM0406L1200RHJB ^③							Installed	Ringless					

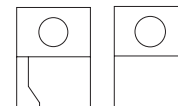
Meter-Main Breaker with Lever Bypass, Ringless, 200-400amp (Side-by-Side construction)

Motor Main Breaker With 240V, 2-pole, Ringless, Eco-Recamp (Side B) Class Construction:													
MM0202B1200JLX	200	OH/UG	HQ Lever Bypass	2	2	21.1	17.2	5.3	QN2200H	22,000	RX-top, HC-bot	Installed	Ringless
MM0202L1200JLX								200A max Provision					
MM0404L1400RLM	320					(2) QN(R), QN(R)H, QP, QPH	HD	H35815-2	Ringless				
MM0404L1400SDL						(2) Provisions for QN or QP type		—	Ringless				

① Over/Under

② Side-by-Side




③ Georgia Power approved



Meter Centers

Surface Mount, Over/Under Meter-Load Center Combination, 1-Phase, 3-Wire 120/240V AC

- UL listed
- Overhead and underground feed applications
- Load wires bottom or back exit only
- 22,000 AIC rated, or as noted
- Pad locking provisions on all devices
- Side hinge doors removable by backing out only one screw
- Suitable for use only as service entrance equipment
- Contact local utility to confirm meter socket placement prior to installation
- See end of section for dimensions and wiring diagrams



Catalog Number	Amp Rating (Cont.)	Utility Incoming	Bypass Type	No. of Spaces	No. of Circuits	Dimensions (inches)			Main Breaker	Short Circuit Rating	Hub Provision	5th Jaw	Cover Type
						H	W	D					

Meter-Load Center Combination, 150-200amp^③

MC0408B1150T ^⑤	150	OH/UG	None	4	8	30.0	14.0	5.0	MBK150	22,000	RX	EC5J2	Ring
MC0408B1150RT ^⑤									Ringless				
MC0408B1200T ^⑤	200	OH/UG	None	8	16	32.0	14.0	5.0	MBK200	22,000	RX	EC5J2	Ring
MC0408B1200RT ^⑤									Ringless				
MC0816B1150CT ^⑤	150	OH/UG	None	8	16	32.0	14.0	5.0	MBK150	22,000	RX	EC5J2	Ring
MC0816B1200CT ^⑤	200								MBK200				Ringless
MC0816B1150RCT ^⑤	150								MBK150				Ringless
MC0816B1200RCT ^⑤	200								MBK200				Ringless
MC0816B1150RJBT ^⑤	150	Horn							MBK150	RX-top, HC-bot	Installed		Ringless
MC0816B1200RJBT ^⑤	200								MBK200				
MC0816B1150T ^⑤	150	OH	None	8	16	29.0	12.0	5.2	QN2150RH	22,000	RX	EMC5J	Ring
MC0816B1200T ^⑤	200								QN2200RH				Ringless
MC0816B1200RT ^⑤									QN2200RH				
MC2040B1150RC	150	OH/UG	None	20	40	36.0	14.0	5.0	MBK150	22,000	RX	EC5J2	Ringless
MC2040B1200RC	200								MBK200				
MC2040B1150RJBC	150								MBK150				
MC2040B1200RJBC	200								MBK200				
MC0606L1200R ^{①②}	200	OH/UG	None	12	6	27.0	14.0	5.0	Main Lug	22,000	RX	EC5J2	Ringless
MC0606L1200RA ^{①②④}													
MC0606L1200RJB ^{①②}													
MC0606L1200RN													

Over-Under Construction Meter Load Center Combinations^{⑥⑧}

Old Catalog Number	New Catalog Number	Amps Max	No. of Spaces	No. of Circuits	Cover Type	Mounting	Service	Bypass Type	Dimensions			Figure
									H	W	D	
JA1020B1100F	MC1020B1100F	100	10	20	Ring	Flush	OH	none	19.4	12.1	4.4	4
JA1020B1100S	MC1020B1100S					Surface						
—	MC1020B1100FZ ^⑦					Flush						
—	MC1020B1100SZ ^⑦					Surface						
JA2040B1200F	MC2040B1200F	200	20	40	Ring	Flush	OH	none	30.5	14.3	5.1	5
JA2040B1200S	MC2040B1200S					Surface					4.4	
—	MC2040B1200FZ ^⑦					Flush					5.1	
—	MC2040B1200SZ ^⑦					Surface					4.4	

① No main breaker provided. Accepts QN or QP type 2 or 4-pole breakers.

② Suitable for use as service entrance equipment when not more than six disconnecting means are provided and when not used as a lighting an appliance panel board.

③ Due to wire space restrictions on the trough side, the left side of the interior is limited to a 60A max branch.

④ Aluminum enclosure.

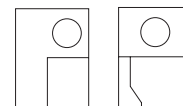
⑤ Feed thru lugs included.

⑥ Dimensional and other technical data is applicable for "New Catalog Numbers" ONLY.

⑦ Horizontal barrier installed—no top exit of load conductors allowed. Check with sales office for utility approved.

⑧ UL Listed for Siemens and Murray breakers.

⑨ Old Catalog Numbers JA1020B1100SP and JA2040B1200SP are obsolete with no replacement.




Meter Centers

Utility Specific, Over/Under Meter-Load Center Combination, 1-Phase, 3-Wire 120/240V AC

- UL listed
- Overhead and underground feed applications
- Load wires bottom or back exit only
- 22,000 AIC rated, or as noted
- Pad locking provisions on all devices
- Side hinge doors removable by backing out only one screw
- Suitable for use only as service entrance equipment
- Contact local utility to confirm meter socket placement prior to installation
- See end of section for dimensions and wiring diagrams

MC0816B1200RTD



200A offset design with feed thru lugs

Catalog Number	Amp Rating (Cont.)	Utility Incoming	Bypass Type	No. of Spaces	No. of Circuits	Dimensions (inches)			Main Breaker	Short Circuit Rating	Hub Provision	5th Jaw	Cover Type
						H	W	D					

Meter-Load Center Combination, 150-200amp, Sidewire (Underground Feed Only)^②

MC0606L1200RAD ^③	200	UG	None	6	6	25.0	17.0	5.2	Main Lug	10,000	HC-bot	EC5J2	Ringless
MC0816B1200RTD ^④			None	8	16	29.0			MBK200	22,000			

Meter-Load Center Combination Approved for Georgia Power, 150-200A

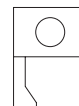
MC0408B1150RGA ^④	150	OH/UG	None	4	8	33.5	15.0	5.1	MBK150	22,000	RX-top, HC-bot	EC5J2	Ringless
MC0408B1200RGA ^④	200			12	6	30.5			Main Lug				
MC0606L1200RGA				8	16	35.5			MBK150				
MC0816B1150RGA ^{①④}	150			200	MBK200								
MC0816B1200RGA ^④													

① Suitable for use as service entrance equipment when not more than six disconnecting means are provided and when not used as a lighting or appliance panel board.

② Due to wire space restrictions on the trough side, the left side of the interior is limited to a 60A max branch.

③ Aluminum enclosure.

④ Feed thru lugs included.



Meter Centers

Lever Bypass, Over/Under Meter-Load Center Combo, 1-Phase, 3-Wire 120/240V AC

- UL listed
- Talon HQ lever bypass (heavy duty)
- 125-200 amp
- Overhead and underground feed applications
- Load wires bottom or back exit only
- 22,000 AIC rated, or as noted
- Pad locking provisions on all devices
- Side hinge doors removable by backing out only one screw
- Suitable for use only as service entrance equipment
- Contact local utility to confirm meter socket placement prior to installation
- See end of section for dimensions and wiring diagrams
- See page 2-27 for Solar Ready lever bypass
- See page 2-29 for 300-400A lever bypass

MC2040B1200JLC

200A meter load center
with lever bypass

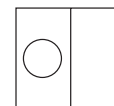
Catalog Number	Amp Rating (Cont.)	Utility Incoming	Bypass Type	No. of Spaces	No. of Circuits	Dimensions (inches)			Main Breaker	Short Circuit Rating	Hub Provision	5th Jaw	Cover Type
						H	W	D					

Meter-Load Center Combination, 125-200amp, Lever Bypass^①

MC0816B1150JLT ^②	150	OH/UG	HQ Lever Bypass	8	16	32.1	14.3	5.2	MBK150	22,000	RX-top, HC-bot	Installed	Ringless
MC0816B1200JLT ^②	200			MBK200									
MC1224B1125JLC	125			MBK125									
MC1224B1200JLC	200			MBK200									
MC2040B1150JLC	150	OH/UG	HQ Lever Bypass	20	40	36.1	14.3	5.2	MBK150				
MC2040B1200JLC	200			30	42	42.1			MBK200				
MC3042B1200JLC													

^① Due to wire space restrictions on the trough side, the left side of the interior is limited to a 60A max branch.

^② Feed thru lugs included.



Meter Centers

Surface Mount, Side-by-Side Meter-Load Center Combination, 1-Phase, 3-Wire 120/240V AC

- UL listed
- 22,000 AIC Rated
- Pad locking provisions on all devices
- Side hinge doors removable by backing out only one screw
- Suitable for use only as service entrance equipment
- Contact local utility to confirm meter socket approval prior to installation
- See end of section for dimensions and wiring diagrams

METER CENTERS

Meter Combinations



Category Number	Amp Rating (Cont.)	Utility Incoming	Bypass Type	No. of Spaces	No. of Circuits	Dimensions (inches)			Main Breaker	Short Circuit Rating	Hub Provision	5th Jaw	Cover Type
						H	W	D					

Meter-Load Center Combination, 150-200amp, Full Loadcenter Width

MC0816B1150TH ^①	150	OH/UG	None	8	16	21.0	22.9	5.0	QN2150RH	22,000	2-RX	EMC5J	Ring
MC0816B1200TH ^①	200								QN2200RH				Ringless
MC0816B1150RTH ^①	150								QN2150RH				Ringless
MC0816B1200RTH ^①	200								QN2200RH				Ringless
MC2040B1150	150	OH/UG	None	20	40	18.0	22.9	5.0	QN2150RH	22,000	RX	EMC5J	Ring
MC2040B1200	200								QN2200RH				Ringless
MC2040B1150R	150								QN2150RH				Ringless
MC2040B1200R	200								QN2200RH				Ringless

Meter-Load Center Combination, 350-400amp, Lever Bypass

MC0408B1400RLTM ^①	320	OH/UG	HQ Lever Bypass	4	8	29.0	27.0	6.0	QN2200H	22,000	HD	H35815-2	Ringless
MC0816B1350RLTM ^①				8	16				QN2150H				
MC0816B1400RLTM ^①				8	16				QN2200H				

Meter-Load Center Combination, 400amp, Lever Bypass, Underground Feed Only

MC0816B1400SDL	320	UG	HQ Lever Bypass	8	16	39.7	30.2	6.4	(1) QN & Provisions for (1)QN or (1)QP	22,000	HD	H35815-2	Ringless
MC3042B1400SDL				30	42								

Meter-Load Center Combination, 400amp, K4 Bolt-In Meter Socket, Underground Feed Only

MC2442B1400SDB	400 ^②	UG	Bolt In K4 No Bypass	24	42	39.7	30.2	6.4	Factory JXD6	22,000	HD	—	Ringless
MC3042B1400SDB				30	42				Factory QN2200RH Field QP(H), QNR(H)				

^① Feed thru lugs included.

^② Bolt-in meter socket. This device should not be confused with class 320amp lever bypass devices. Device can not be converted to lever bypass. Installer should ensure device approval prior to installation.