

# Wheelock ET speakers and speaker strobes



## Description

The Wheelock high performance ET Speakers and Speaker Strobes provide high audio output, clear audibility, dual voltage (25/70 VRMS) capability and field selectable taps from 1/8 to 8 watts. They are designed to meet the critical needs of the life safety industry for effective emergency voice communications, tone signaling and visible signaling to alert the hearing impaired.

The low profile design incorporates a speaker mounting plate for faster and easier installation. Each model has a built-in level adjustment feature and an aesthetic two (2) screw grille cover.

The ET Speaker Strobe models incorporate Low Current draw Series RSS Strobes.

Strobe options for wall mount models include 1575 cd or Wheelock's patented MCW multi-candela strobe with field selectable candela settings of 15/30/75/110cd or the high intensity MCWH strobe with field selectable 135/185cd.

Ceiling mount models are available in Wheelock's patented MCC multi-candela ceiling strobe with field selectable intensities of 15/30/75/95cd or the high intensity MCCH strobe with field selectable 115/177cd.

The strobe portion of all ET Strobes may be synchronized when using the Wheelock DSM Sync Modules, Wheelock Power Supplies or other manufacturers panels incorporating the Wheelock Patented Sync Protocol. Wheelock synchronized strobes offer an easy way to comply with ADA recommendations concerning photosensitive epilepsy.

ET70 and ET90 Speaker Strobes are UL Listed for indoor use under Standard 1971 (Signaling Devices for the Hearing Impaired) and Standard 1480 (Speaker Appliances), and use a Xenon flashtube with solid state circuitry enclosed in a rugged Lexan® lens to provide maximum reliability for effective visual signaling. All inputs are supervised and employ IN/OUT wiring terminals for fast installation using #12 to #18 AWG wiring.


Color options for Series ET speakers and speaker strobes are red or white.



*Powering Business Worldwide*

## Features

- Approvals include: UL Standard 1971, UL Standard 1480, New York City (MEA), California State Fire Marshall (CSFM), Factory Mutual (FM), and Chicago (BFP) See approvals by model in Specifications and Ordering Information
- ADA/NFPA/UFC/ANSI compliant
- Meets OSHA 29 Part 1910.165
- Wall mount models are available with Field Selectable Candela Settings of 15/30/75/110cd or 135/185cd (Multi-Candela models) or 1575cd (Single Candela model)
- Ceiling mount models are available with field selectable candela settings of 15/30/75/95cd or 115/177cd (multi-candela models)
- Strobes produce 1 flash per second over the regulated voltage range
- 24 VDC with wide UL "Regulated Voltage" using filtered DC or unfiltered VRMS input voltage
- Synchronize with sync modules or panels with built-in Wheelock Patented Sync Protocol
- Field selectable taps for 25 or 70 VRMS operation from 1/8 watt to 8 watts
- High efficiency design for maximum output at minimum wattage across a frequency range of 400 to 4000 HZ
- Fast installation with IN/OUT screw terminals using #12 to #18 AWG wires

Note: All CAUTIONS and WARNINGS are identified by the symbol . All warnings are printed in bold capital letters.

### WARNING

**PLEASE READ THESE SPECIFICATIONS AND ASSOCIATED INSTALLATION INSTRUCTIONS CAREFULLY BEFORE USING, SPECIFYING OR APPLYING THIS PRODUCT. VISIT [WWW.EATON.COM/MASSNOTIFICATION](http://WWW.EATON.COM/MASSNOTIFICATION) OR CONTACT EATON FOR THE CURRENT INSTALLATION INSTRUCTIONS. FAILURE TO COMPLY WITH ANY OF THESE INSTRUCTIONS, CAUTIONS OR WARNINGS COULD RESULT IN IMPROPER APPLICATION, INSTALLATION AND/OR OPERATION OF THESE PRODUCTS IN AN EMERGENCY SITUATION, WHICH COULD RESULT IN PROPERTY DAMAGE, AND SERIOUS INJURY OR DEATH TO YOU AND/OR OTHERS.**

## Drawings

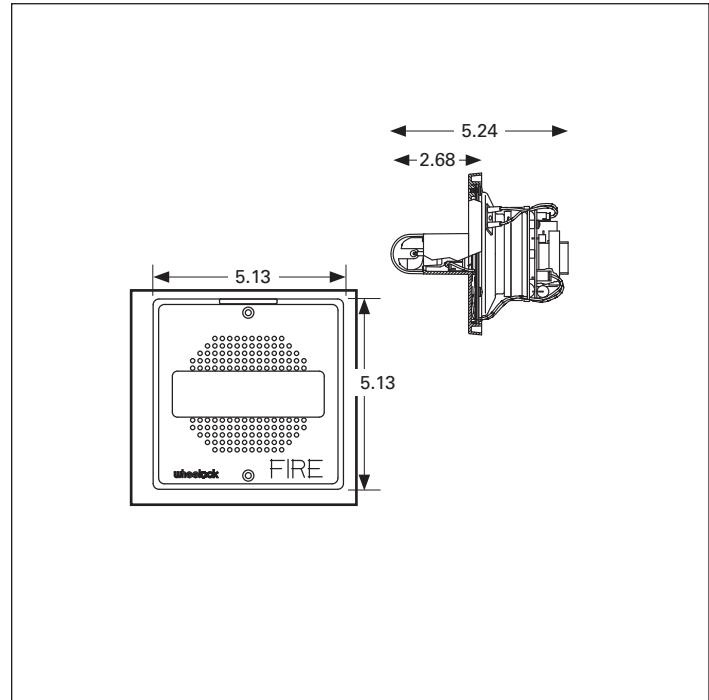


Figure 1. ET80 Speaker - Front & Side Views

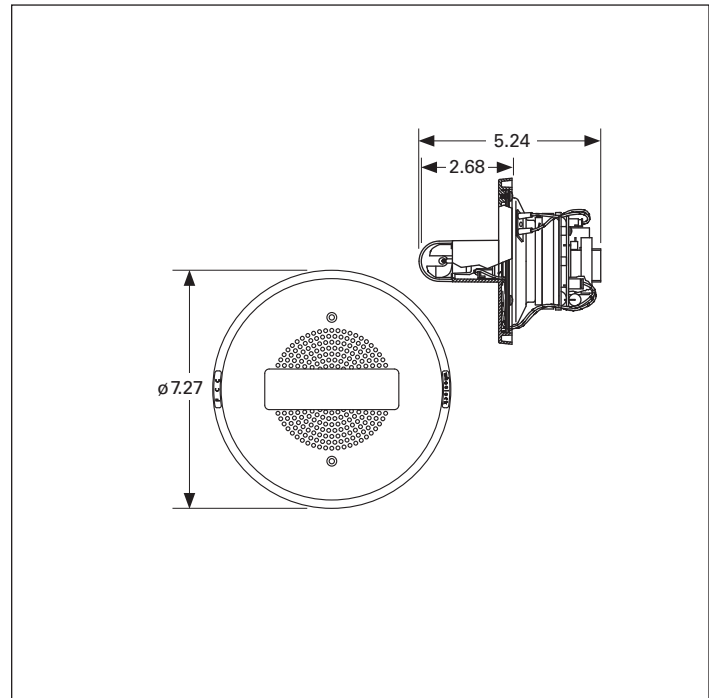


Figure 2. ET-1010 Speaker Strobe - Front & Side Views

## General Notes

- Strobes are designed to flash at 1 flash per second minimum over their "Regulated Voltage Range." Note that NFPA-72 specifies a flash rate of 1 to 2 flashes per second and ADA Guidelines specify a flash rate of 1 to 3 flashes per second.
- All candela ratings represent minimum effective Strobe intensity based on UL 1971.

Table 1. UL max current <sup>a</sup>

ET70/ET90 Speaker strobes	ET70 Strobe current - wall mount							ET90 Strobe current - ceiling mount					
	241575W	24MCW			24MCWH			24MCC			24MCCH		
	1575cd	15cd	30cd	75cd	110cd	135cd	185cd	15cd	30cd	75cd	95cd	115cd	177cd
16-33 VDC	0.090	0.060	0.092	0.165	0.220	0.300	0.420	0.065	0.105	0.189	0.249	0.300	0.420

<sup>a</sup> UL max current rating is the maximum RMS current within the listed voltage range (16-33v for 24v units). For strobes the UL max current is usually at the minimum listed voltage (16v for 24v units). For audibles the max current is usually at the maximum listed voltage (33v for 24v units). For unfiltered FWR ratings, see installation instructions.

Table 2. ET70/ET90 UL Reverberant dBA @ 10 Feet<sup>b</sup>

watts	1/8	1/4	1/2	1	2	4	8
ET Speaker	75.0	78.0	81.0	84.0	87.0	90.0	93.0
ET Speaker strobe	75.0	78.0	81.0	84.0	87.0	90.0	93.0

<sup>b</sup>dBA ratings are based on UL testing under UL Standard 1480

## Specifications and ordering information

Model	Order code	Wall mount	Ceiling mount	Non-Sync	Strobe sync w/DSM or wheelock power supplies	Strobe candela	# Model color red	# Model color white	# Model color nickel	Mounting options <sup>c</sup>	Agency approvals				
											UL	MEA	CSFM	FM	BFP
ET70-24MCW-FR	9020	X	-	X	X	15/30/75/110	X	-		L,O,P,Q,U,Y	X	X	X	X	X
ET70-24MCW-FW	9021	X	-	X	X	15/30/75/110	-	X		L,O,P,Q,U,Y	X	X	X	X	X
ET70-24MCWH-FR	3472	X	-	X	X	135/185	X	-	-	L,O,P,Q,U,Y	X	X	X	X	-
ET70-24MCWH-FW	3475	X	-	X	X	135/185	-	X	-	L,O,P,Q,U,Y	X	X	X	X	-
ET70WP-2475-FR	9077	X	-	X	X	180	X	-	-	M (Outdoor)	X	-	X	X	-
ET90-24MCC-FW	3164	-	X	X	X	15/30/75/95	-	X	-	L,Q,U,V,Y	X	X	X	X	-
ET90-24MCC-FR	3163	-	X	X	X	15/30/75/95	X	-	-	L,Q,U,V,Y	X	X	X	X	-
ET90-24MCCH-FW	3473	-	X	X	X	115/177	-	X	-	L,Q,U,V,Y	X	X	X	X	-
ET90-24MCCH-FR	0139	-	X	X	X	115/177	X	-	-	L,Q,U,V,Y	X	X	X	X	-
ET70-R	7840	X	X	-	-	-	X	-	-	L,O,P,Q,U,Y	X	X	X	X	X
ET70-W	7844	X	X	-	-	-	-	X	-	L,O,P,Q,U,Y	X	X	X	X	X
ET70-N	3097	X	X	-	-	-	-	-	X	L,O,P,Q,U,Y	X	X	X	X	X
ET90-R	7842	X	X	-	-	-	X	-	-	L,Q,U,V,Y	X	X	X	X	X
ET90-W	7846	X	X	-	-	-	-	X	-	L,Q,U,V,Y	X	X	X	X	X
ET90-N	3098	X	X	-	-	-	-	-	X	L,Q,U,V,Y	X	X	X	X	X

<sup>c</sup> Refer to data sheet TD450028EN for mounting options.

**Note:** Due to continuous development of our products, specifications and offerings are subject to change without notice in accordance with Cooper Wheelock Inc. dba Eaton standard terms and conditions.

## Architects and engineers specifications

The speaker appliances shall be Wheelock ET Speakers and speaker strobe appliances shall be Wheelock ET Speaker Strobes or approved equals. The speakers shall be UL Listed under Standard 1480 for Fire Protective Service and speakers equipped with strobes shall be listed under UL Standard 1971 for Signaling Devices for the Hearing-Impaired. In addition, the strobes shall be certified to meet the requirements of FCC Part 15, Class B.

All speakers shall be designed for a field selectable input of either 25 or 70 VRMS, with selectable power taps from 1/8 watt to 8 watts. All models shall have listed sound output of up to 93 dB at 10 feet and a listed frequency response of 400 to 4000 Hz. The speaker shall also incorporate a sealed back construction. All inputs shall employ terminals that accept #12 to #18 AWG wire sizes.

The strobe portion of the appliance shall produce a flash rate of one (1) flash per second over the Regulated Voltage Range and shall incorporate a Xenon flashtube enclosed in a rugged Lexan® lens. The strobe shall be of low current design. Where, Multi-Candela Speaker Strobes are specified, the strobe intensity shall have field selectable settings and shall be rated per UL Standard 1971 at 15/30/75/110cd or 135/185cd for wall mount and 15/30/75/95 cd or 115/177cd for ceiling mount. The selector switch for selecting the

candela shall be tamper resistant. The 1575 strobe shall be specified when 15 candela UL Standard 1971 listing with 75 candela on-axis is required (e.g. ADA compliance).

When synchronization is required, the strobe portion of the appliance shall be compatible with Wheelock's DSM Sync Modules, Wheelock Power Supplies or other manufacturers panels with built-in Wheelock Patented Sync Protocol. The strobes shall not drift out of synchronization at any time during operation. If the sync module or Power Supply fails to operate, (i.e., contacts remain closed), the strobe shall revert to a non-synchronized flash rate.

The speaker and speaker strobe appliances shall be designed for indoor surface or flush mounting. The speaker and speaker strobe shall incorporate a speaker mounting plate with a grille cover which is secured with two screws for a level, aesthetic finish and shall mount to standard electrical hardware requiring no additional trim-plate or adapter.

The finish of the ET speakers and speaker strobes shall be white, red or nickel plate.

All speakers and speaker strobes shall be backward compatible.

We encourage and support nicet certification 3 year warranty.

**Note:** Due to continuous development of our products, specifications and offerings are subject to change without notice in accordance with Cooper Wheelock Inc., dba Eaton standard terms and conditions.



WE ENCOURAGE AND SUPPORT NICET CERTIFICATION  
3 YEAR WARRANTY

Eaton  
1000 Eaton Boulevard  
Cleveland, OH 44122  
United States  
Eaton.com

Eaton  
Life safety & mass notification solutions  
273 Branchport Ave.  
Long Branch, NJ 07740  
www.eaton.com/massnotification

© 2016 Eaton  
All Rights Reserved  
Printed in USA  
Publication No. TD450031EN  
August 2016



Eaton is a registered trademark.

All other trademarks are property  
of their respective owners.