



# High-Fidelity Ceiling Speakers

## Models:

HFCS1 (Off-white)/HFCS1B (Black)

HFCS1LP (Off-white)/HFCS1LPB (Black)



**Description** The Bogen HFCS1(B) and HFCS1LP(B) ceiling loudspeakers deliver superior sound and clear intelligibility in a variety of ceiling environments.

The system can be easily installed in hard-surfaced ceilings, suspended ceilings, and new constructions.

Both speakers offer several levels of power output controlled via a front-mounted rotary tap selector switch (under grille). The low-distortion speaker design, coupled with a computer-matched venting system, delivers high intelligibility and exceptional low-frequency response for both music and speech reinforcement.

- Features**
- Wide-dispersion coaxial driver for broad, even coverage
  - Good off-axis response with smooth contouring
  - Computer-matched venting system for full bass output
  - Large back can for deeper bass response (HFCS1/B)
  - Low-profile housing allows greater range of installations (HFCS1LP/B)
  - High power handling capability for foreground sound
  - Selectable power taps via front-mounted control
  - Power taps (in watts): 32, 16, 8, 4, 2, and 1 for 70V; 32, 16, 8, 4, and 2 for 100V
  - 16-ohm input for non-transformer, multi-speaker systems (selectable via tap selector switch)
  - Compounded rubber surround, plus polypropylene and polycarbonate drivers for lasting performance
  - Easy wiring with plug-in connector
  - Integral swing-out clamps for easy installation
  - Connector provides loop-through terminals for the next speaker
  - Attachment point for seismic cable (safety cable)
  - Input terminal cover with knockouts and safety eyelet provides protection for connections
  - Off-white or Black textured finish easily painted to match theme decor
  - Attractive, contemporary, sturdy steel grille assembly with fine perforations
  - Listed to UL Standard 60065 for US and Canada
  - Independently tested and meets requirements of UL-2043 (report available)
  - Accessory tile bridge support ring (Model TBCR, sold separately)
  - Accessory 10-foot long cable kit (Model CK10, sold separately)

## Technical Specifications

SPECIFICATIONS	HFCS1	HFCS1LP
Frequency Response (-10 dB)*	65 Hz to 19 kHz	78 Hz to 19 kHz
LF Driver	6-1/2" (165mm) Polypropylene Cone	
HF Driver	3/4" (20mm) Polycarbonate Dome	
Sensitivity (1W/1 m)	89 dBspl (Average 100 Hz - 10 kHz)	
Impedance Ratings	Low (16 ohms) / High (70V/100V)	
Power Input (Max.)	75W @ 16 ohms; 32W @ 70V/100V	
Power Settings (in watts)†	70V: 32, 16, 8, 4, 2, 1 / 100V: 32, 16, 8, 4, 2	
Baffle Material	Fire-rated (94VO) ABS	
Back Can Material	Heavy-Gauge Steel	
Terminations	4 Terminal Plug-in Input Connector	
Product Weight	9 lb.	8 lb.
Speaker Dimensions	12-5/16" dia. x 12" D	12-5/16" dia. x 7-3/4" D
Minimum Vertical Clearance Requirement	11"	6-3/4"
Included Accessories	Input Terminal Cover (2 Halves); (4) Screws; (1) Plug-in Input Connector	
Optional Accessories	Tile Bridge Support Ring (TBCR); Cable Kit (CK10)	
Baffle Ring & Grille Color	Off-white or Black	

\* Half-Space Response

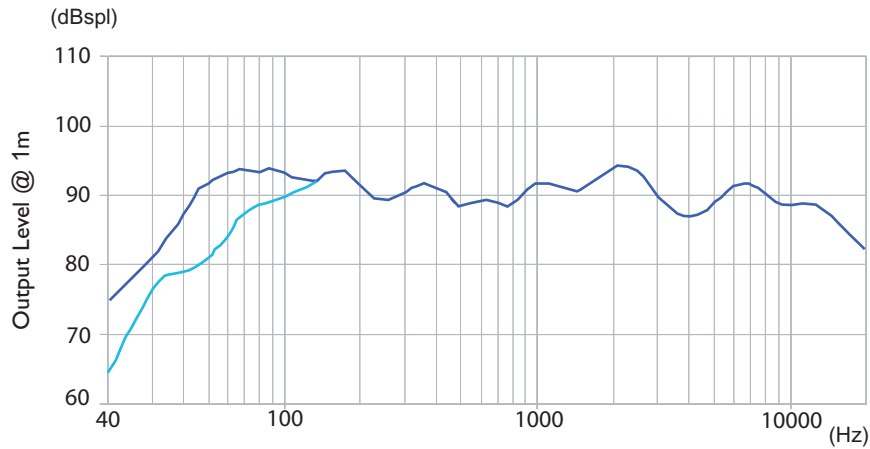
† Front panel, switch-selected

Specifications subject to change without notice.  
© 2006 Bogen Communications, Inc.  
54-8016-03D 1302

## Frequency Response

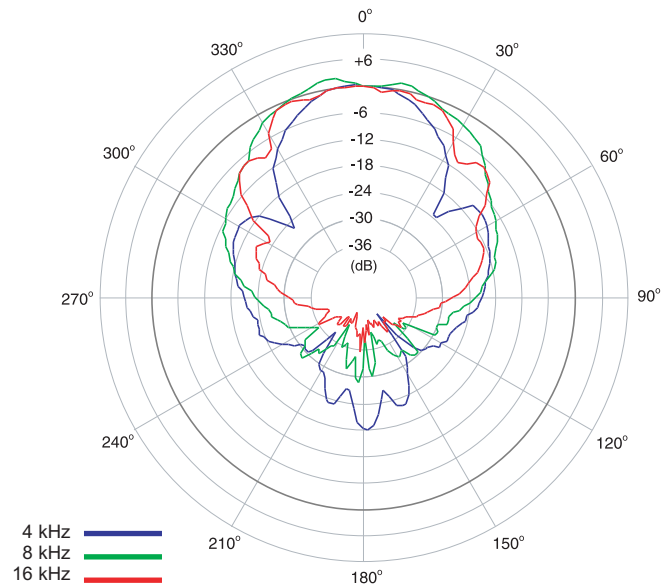
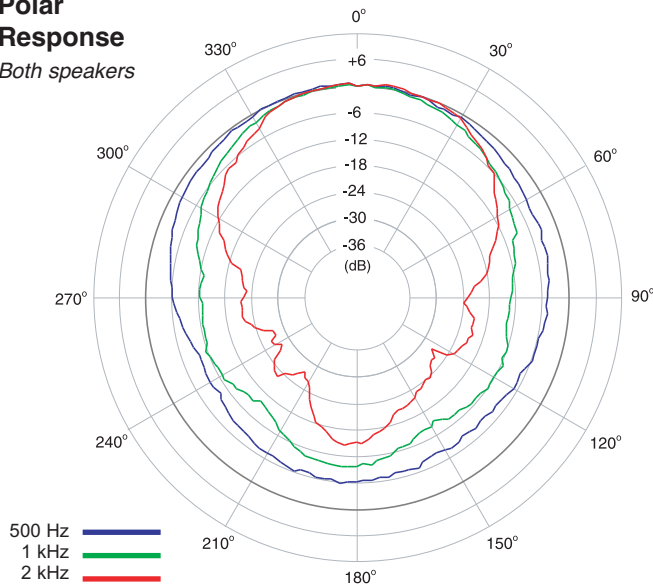
Half-space,  
16 Ohms,  
1W @ 1m

HFCS1  
HFCS1LP



## Polar Response

Both speakers



## Architect and Engineer Specifications

The loudspeaker shall be a Bogen Model HFCS1 or HFCS1LP Ceiling Speaker or approved equivalent, consisting of one 6-1/2" (nominal) low frequency transducer, one 3/4" (nominal) high frequency transducer, and a filter network for dividing frequencies between the transducers.

The front baffle shall be injection-molded ABS material and the back can (enclosure) shall be made of steel. All components shall be mounted inside the enclosure.

The baffle shall be supplied in off-white or black (B versions) with a mild texture finish to promote paint adhesion, if desired. A perforated steel speaker grille shall be provided, color-matched to the baffle.

The low-frequency driver shall utilize a molded polypropylene diaphragm (cone). A compounded rubber cone surround shall be formulated to withstand environmental conditions with high or low heat, high or low humidity, and ultra-violet light.

The high-frequency driver shall utilize a diaphragm consisting of black polycarbonate.

Integral swing-out clamps shall provide a secure installation in the ceiling surface. A safety cable attachment point shall be included in the removable terminal enclosure cover. An optional 10-foot long cable kit shall be available to serve as a backup safety cable (Model CK10).

An optional tile bridge/support ring installation bracket (Model TBCR) shall provide additional support when mounting the loudspeaker into suspended ceilings. The bracket shall also serve as a pre-installation guide for new construction installations, and provide attachment to either 16" OC or 24" OC mounting.

The input connector shall be a 4-screw pluggable input connector, providing loop-through terminals for additional speakers.

Power input selection shall be via a front-mounted rotary switch, located under the removable grille. High impedance tap selections shall be 1, 2, 4, 8, 16, and 32 watts. A low impedance 16-ohm selection shall also be provided.

Dimensions of the speaker shall not exceed 12-5/16" diameter x 12" D (HFCS1/B) or 12-5/16" diameter x 7-3/4" D (HFCS1LP/B). The speaker shall require a minimum vertical clearance of 11" (HFCS1/B) or 6-3/4" (HFCS1LP/B). Product weight shall be 9 lb. (HFCS1/B) or 8 lb. (HFCS1LP/B).

**BOGEN®**  
**COMMUNICATIONS, INC.**

50 Spring Street, Ramsey, New Jersey 07446, U.S.A.  
201-934-8500 • Fax: 201-934-9832  
[www.bogen.com](http://www.bogen.com)