

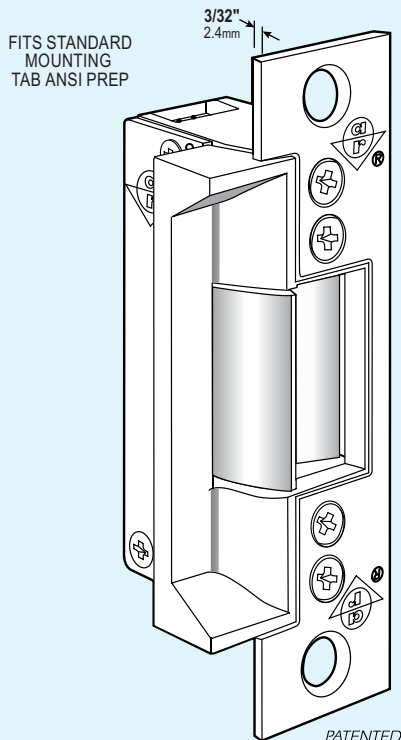
7240 Fire-Rated Electric Strike



7240 Fire-Rated Electric Strikes with 4-7/8" faceplates are designed for cylindrical locksets with up to 5/8" latchbolt projection. For use in hollow metal door jambs.

Function

Remote electrical control of any door equipped with cylindrical (key-in-knob/lever) type locksets with up to 5/8" latchbolt projection. Electrical actuation unlocks strike jaw, releasing latchbolt so door can be opened without operating latch itself. Extremely compact mechanism fits into jamb sections as shallow as 1-21/32". Fire-rated in fail-secure mode.



Specifications

UL10C, CAN/ULC-S104, FIRE RATED 3 HR.

CASE

- Approximately 1" x 3-3/8" x 1-5/8" deep.

STRIKE LIP

- Basic 7240 strike has lip of proper length for 1-3/4" thick door that closes flush with jamb edge.

STRIKE OPENING

- 5/8" x 1-7/16" x 9/16" deep. Bolt retainer jaw and strike lip are stainless steel. Strike accepts bolt from a variety of latchsets.

FACEPLATE

- Measures 1-1/4 x 4-7/8". Faceplate is flat, with square corners.

VOLTAGE

- Available in 12 or 24 volt AC and DC. DC continuous units are silent, AC intermittent units "buzz" on operation.

CURRENT DRAW/AMPS

VOLTS	AC INTERMITTENT	DC CONTINUOUS
12	1.42	0.33
24	0.74	0.17

STANDARD PACKAGE

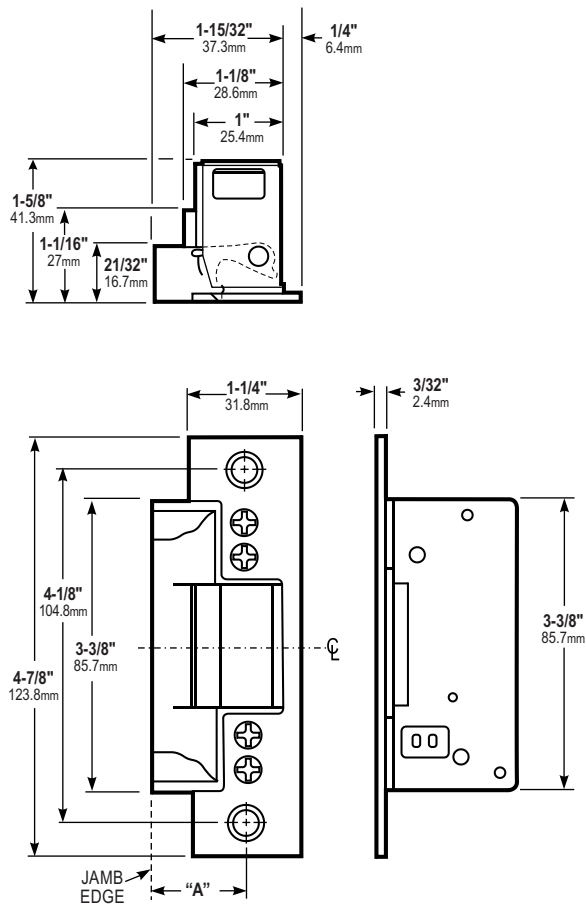
- Individually boxed with mounting screws. Includes mounting clips and adhesive shims for use where welded tabs are omitted.

OPTIONS

- Available with two monitoring signal switches which sense whether latchbolt is in strike and whether strike jaw is blocked. Choice of voltage in AC and DC for intermittent or continuous duty. Assembled for fail-secure (locked when unpowered) operation.

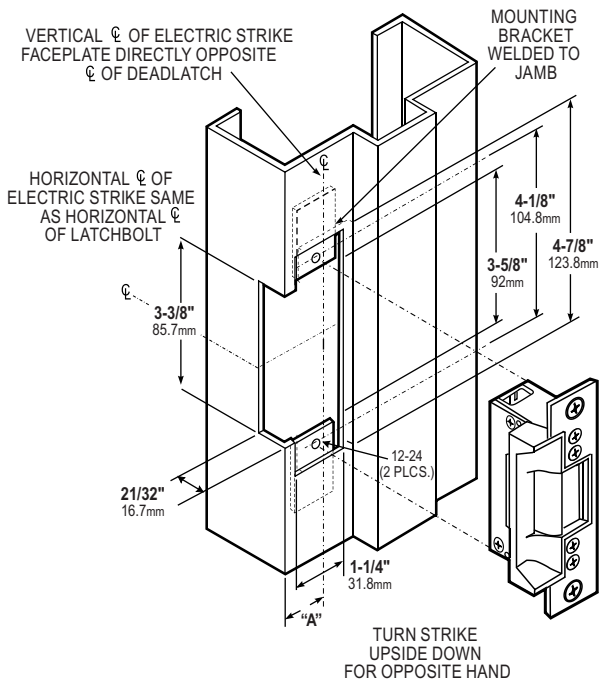
All measurements are approximate and are provided for informational purposes only. Refer to the product Installation Instructions.

Dimensions



STANDARD UNIT FITS DIM. "A" UP TO 1-1/16"
(SEE HOW TO ORDER)
MOUNTING BRACKETS FURNISHED

Installation in Steel Jamb



HOW TO ORDER 7240 ELECTRIC STRIKE Specify quantity and the following information. Order related products separately.

PRODUCT NO.	VOLTAGE	CURRENT AND DUTY	FEATURES	FINISH	LIP EXTENSIONS (DIM. A) Door Centerline to Jam Edge for Interior Frames
7240	-3	1	0	-630	-50
	3 12 Volt	1 DC Continuous or Intermittent	0 Fail-Secure*	630 Satin Stainless	00 1-1/16" or less
	5 24 Volt	4 AC Intermittent	9 Monitor/Fail-Secure		50 1-3/8"

*Not available Fail-Safe

RELATED PRODUCTS When purchasing this product, please consider the following related products, available separately:

Power

4603 Rectifier, 4605/4606 Transformer, Piezo Horn audible indicator, PS-1.