





Commercial Attenuators

AT Series, E408 Series




AT10 / AT35 / AT100 Series



AT10 / AT35 / AT100 Series Face Plate Options
Attenuators are available in **Classic Stainless**
or **Decora**(Decora available in **Ivory** or **White**)



E408-100



RM Series

Features

- Models Feature a Range of Attenuation Steps (1.5dB or 3dB Steps) as Well as Continuous to Meet Application and Budget Requirements
- Wall Plates are Stainless Steel with Stamped and Filled or Screen Printed Dial Scale, and a Skirted Black Knob (White and Ivory Plastic Plates with Matching Skirted Knobs Also Available in Decora Style-D Series Only)
- Popular Rack Mount Attenuator Versions are Available on the AT and E408 Series for Mounting on to Blank Panels in Equipment Cabinets
- All AT Models Mount into Most 1-Gang E.O. Boxes. (2¾" Deep)
- AT and E408 Series are UL Listed

General Description

AT Series Industry Standard Auto Transformer. High-quality auto transformer series provides the advantages of excellent frequency response, low insertion loss and reliable performance for volume control application in 25V/70.7V systems. Attenuation is accomplished in ten make before break steps plus positive Off position. (No stop between maximum and Off position to prevent switch damage). Contacts are silver plated for noise-free operation. Features a removable terminal block. Includes stainless steel plate, with stamped and filled or screen printed dial scale and a skirted black knob. (White and ivory plastic plates with matching skirted knobs also available in Decora style-see AT model description chart).

E408 Auto Transformer with Precision Level Control. Specially designed for attenuation in masking and sound reinforcement systems where fine tuning of level control is required. Employs a ten-position, non-shorting rotary switch without stop. Attenuation rate is 1.5dB per step. (All other specifications are the same as the AT Series including the UL listing).

PA Series Priority Paging Option. Priority paging feature by-passes the effect of the attenuator to provide program level selection of individual emergency and paging signals at the amplifier. Option is available on all AT attenuators. The SPDT relay is operated with 24VDC at 10mA. Includes protective relay cover to ensure lasting trouble-free performance. Terminations to the relay and attenuator are made via a removable terminal block. (All other specifications except for dimensions are the same as selected AT models).

RM Series Rack Mount Option. For attenuation convenience of rack-mounted equipment in cabinets and consoles, the AT, E408 Series attenuators are available without mounting plate for rack panel installation. Attractive matte black polycarbonate dial scale overlay with adhesive backing replaces the mounting plate. Includes skirted black knob. Overlay size is 29 square (51mm). (To order, simply add RM after the selected attenuator model number. Example: AT10-RM or AT10-PARM.) (Dial scale overlays to retrofit existing installations are available, see Model HX23.)

Replacement Knobs



HX21-B



HX22-W

Specifications

AT10-(PA)

Power Rating *	10 Watts
UL Listing	
Attenuation Per Step	3dB
Total Attenuation	33dB**
Insertion Loss	.4dB
Plate Size	1 gang
Resistance	None

AT35-(PA)

Power Rating *	35 Watts
UL Listing	
Attenuation Per Step	3dB
Total Attenuation	27dB
Insertion Loss	.6dB
Plate Size	1 gang
Resistance	None

AT100-(PA)

Power Rating *	100 Watts
UL Listing	
Attenuation Per Step	3dB
Total Attenuation	27dB
Insertion Loss	.6dB
Plate Size	1 gang
Resistance	None

E408-100

Power Rating *	100 Watts
UL Listing	
Attenuation Per Step	1.5dB
Total Attenuation	15dB
Insertion Loss	.6dB
Plate Size	1 gang
Resistance	None

* Continuous
** These units have two steps of 6dB before off position.

Note: Attenuation curve is steeper for a 25-volt line

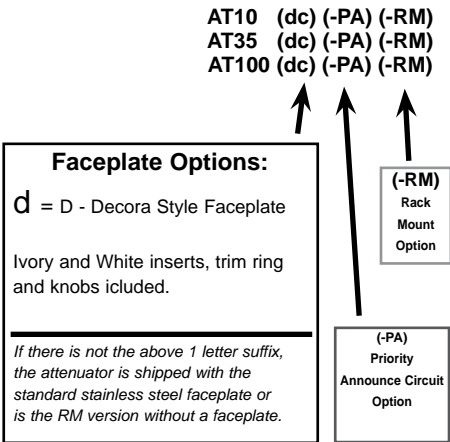
Architect and Engineer Specifications

AT Series Attenuator(s) shall be Atlas Sound AT Series Model _____ auto transformer or approved equal. The power rating shall be _____ and attenuation range shall be _____dB. Attenuation per step for AT-____ shall be 8 steps of 3dB and 6dB each for the last two positions. Attenuator shall be a step type control with a positive off position. There shall be no stop between the maximum and off positions (AT Series only). Switch shall have silver plated contacts to eliminate noise and contact loss. All terminations must be made via a removable terminal block. Unit(s) shall be supplied with one of the following single gang face plates to be noted by model number suffix: Standard stainless steel faceplate (with dial scale to indicate attenuator position), Decora style plastic face plate-Ivory color, Decora style plastic face plate-White color. All models are designed to mount in a standard E.O. box.

E408 UL Listed attenuator shall be Atlas Sound Model E408-100 auto transformer or approved equal. The power rating shall be 100W. The attenuation per step shall be 1.5dB. Unit shall be a step type control with a positive off position. There shall be no stop between the maximum and off positions. Switch shall have silver plated contacts to eliminate noise and contact loss. The attenuator shall be mounted to a standard gang stainless steel wall plate which mounts to a standard E.O. box.

RM Option Attenuator shall be Atlas Sound Model _____ [(AT, E408 (-RM))] or approved equal. Face plate shall be replaced by an adhesive matte black polycarbonate dial scale escutcheon for attachment to a rack mount panel. Escutcheon size shall be 2" SQ.

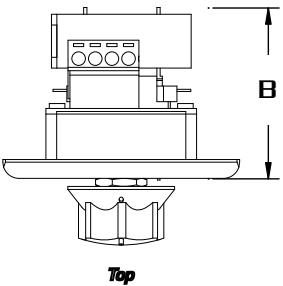
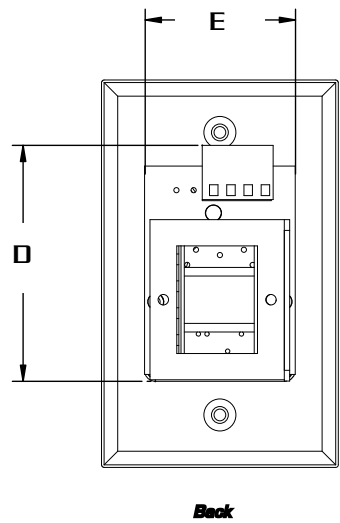
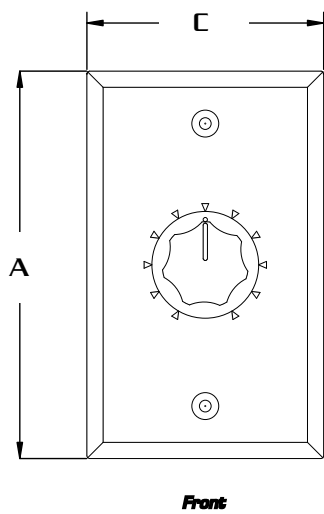
PA Option Specified AT Series attenuators include a priority relay. Relay shall be an SPDT, 24 VDC type securely mounted to the attenuator assembly wired at the factory. Relay shall include a protective cover.



AT Series

Dimensional Specifications Plate Mounted Attenuators

MODEL	A	B	C	D	E
AT10	4½"	2⅛"	2¾"	2¾"	1¾"
AT10-PA	4½"	2⅛"	2¾"	2¾"	1¾"
AT35	4½"	2⅛"	2¾"	2¾"	1¾"
AT35-PA	4½"	2⅛"	2¾"	2¾"	1¾"
AT100	4½"	2½"	2¾"	2¾"	1¾"
AT100-PA	4½"	2½"	2¾"	2¾"	1¾"
E408-100	4½"	2⅝"	2¾"	2¾"	1¾"



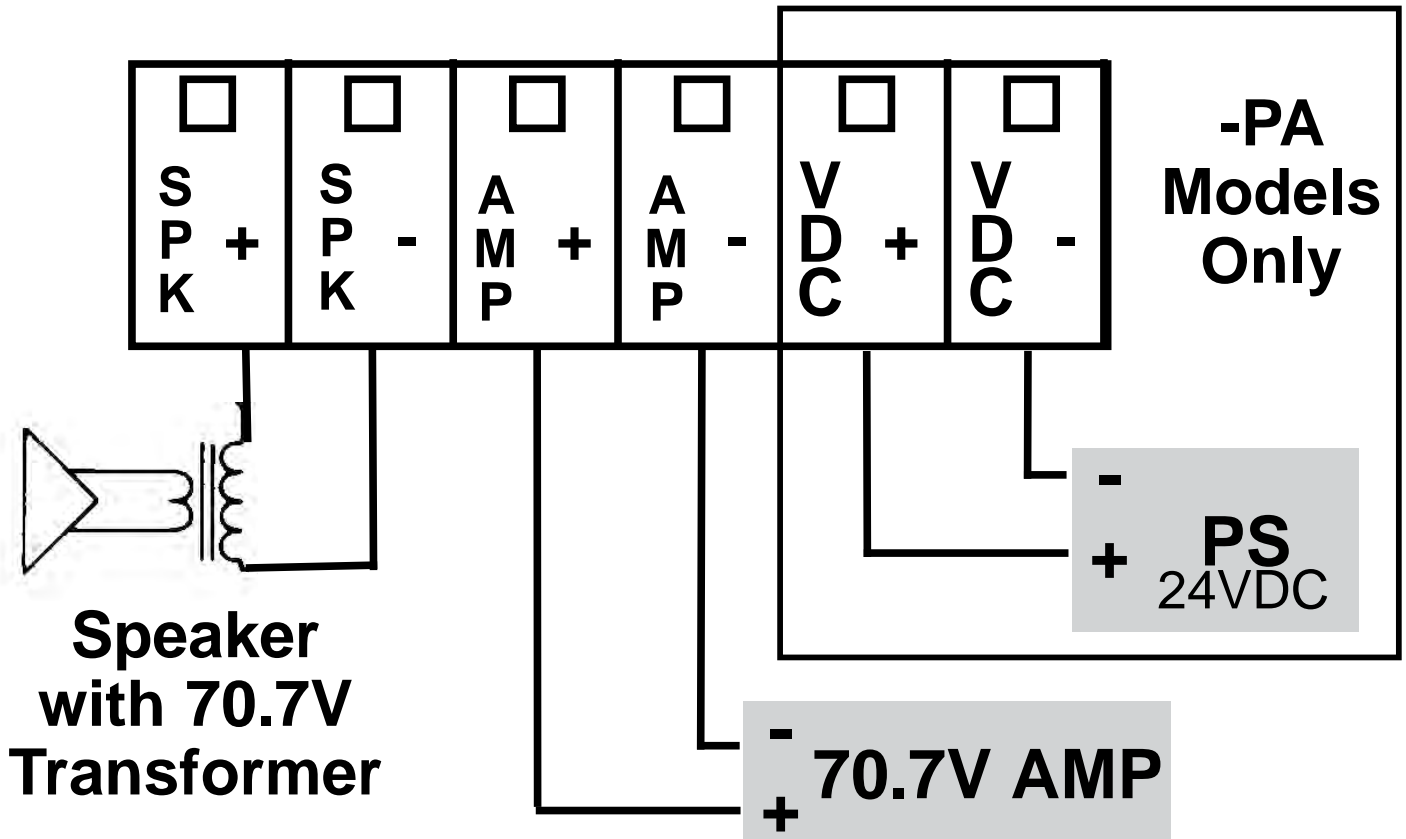
WIRING - AT Series

Each terminal will hold up to 2-16AWG stranded wire.

For larger wires or home run situations, a small length of wire and a wire nut are recommended.

Attach wire according to label on terminal block as shown below (Non-PA Models will not have the "VDC+" and "VDC-" terminals).

* Install the unit with the terminal block on top. This will ensure that the off position is on the bottom.



Wiring - (-Pa) Priority Attenuators

Power Switching Req. For - Pa Attenuators

