

STOCK LOCKS®

**Through your CompX National distributor
... a program to meet your lock requirements.**

CompX National manufactures a wide variety of locks for residential, commercial and industrial use. We've been solving security problems since the need for metal cabinet locks brought about the founding of our company in 1903.

The locks shown in this catalog are particularly well-suited to serve the replacement market...as well as component manufacturers. They have been proven in use.

Our experience in serving this market has shown us the importance of product quality, competitive pricing, proper packaging and immediate service and delivery. Working through your CompX National distributor, we offer a program that is committed to serving your needs.

A complete selection of locks

- Door and drawer locks for virtually every application, every security requirement.
- Wide variety of mail box locks.
- Locking devices of every description for use in schools, institutional and commercial buildings.
- Key blanks and keying kits to complement each of our locks.

Packaged for your convenience


- All hardware is individually packed in see-thru poly-bags for product protection and easy inspection.
- Poly-bags of like hardware are grouped in popular quantities and placed in handy cases.
- Case designed for convenience in storage and ease in handling.
- Cases are labeled for quick identification.



how cabinet locks are used

DOOR APPLICATION

Bolt or cam at side locks to frame.



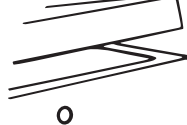
LEFT HAND

RIGHT HAND

At which edge of door hinges are located determines hand of door when facing door.

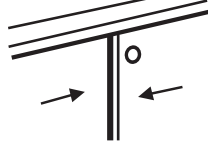
LID APPLICATION

Lock engages strike mounted on underside of lid.




SLIDING (By-pass) DOOR APPLICATION

Lock engages strike mounted on rear door.




SINGLE DRAWER APPLICATIONS

Drawer mounted lock – Bolt or cam locks on frame.

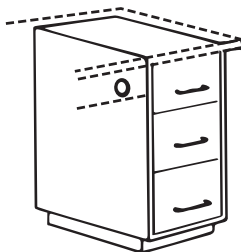


Frame mounted lock – Cam locks on back of drawer front with hook cam engaging strike.




MULTIPLE DRAWER APPLICATIONS (Wood construction)

PEDESTAL/FILE



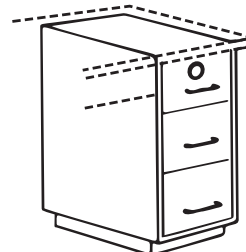
Side mounted gang lock – vertical bar movement locks all drawers simultaneously.

DESK




Center drawer mounted lock – Bolt locks on frame or top. Side drawer mechanism(s) actuated by locked center drawer secures drawers.

PEDESTAL/FILE



Top drawer mounted lock activates side mechanism securing other drawers.

LATERAL FILE



Top drawer mounted lock activates side mechanisms securing other drawer(s); also allows only opening one drawer at a time.

finish codes

Finish code applies to exposed portions of lock and is indicated by part number suffix, i.e.: C8053-3 Bright Brass finish.

2C – Zinc Plated
3 – Bright Brass
4 – Satin Brass

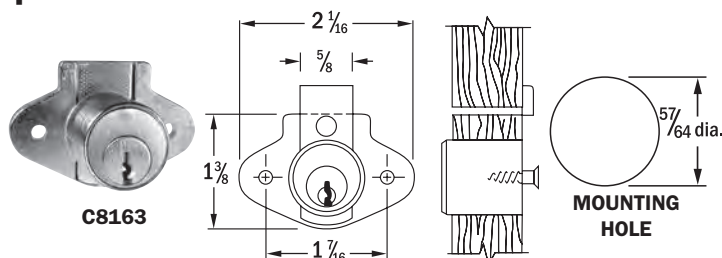
4G – Antique Brass
14A – Bright Nickel
19 – Black

26 – Bright Chrome
26D – Dull Chrome (brushed)

key codes

Key codes stamping may appear with or without zeros preceding other numbers, i.e.: C001A and C1A are the same key code.

pin tumbler drawer locks



C8163

APPLICATION – For drawers. Surface mounted. Requires 5/64" diameter hole for cylinder.

OPERATION – Key removable in both locked and unlocked positions.

KEYING – Will key together with all other pin tumbler locks using D4291 key blank except locks shown on pages 8 and 9. See table for available keying. Master keying to GM1.

PACKAGING – Supplied with two keys and mounting screws. If trim ring is required, order C2017 separately. See page 22.

"THE ADVANTAGE PLUS"



C8163 locks feature easy removal of cylinder from lock housing while lock remains in place. Bolt has access hole for cylinder retention screw at back of lock. U.S. Patent No. 4.899.563.



C7163-2C



Extended bolt for C8163 drawer lock provides 3" extension, can be cut to required length. Packed 20 pcs. per bag.

Part No.	Installation	Bolt Type	Cylinder Length	Bolt Travel	KA* Codes	Key Changes		Case Quantity	Reference Number	Key Blank
						KD	MKKD			
C8163-26D	Drawer	Dead	15/16"	11/32"	4	850	650	10	M2-3705	D4291
C8163-4	Drawer	Dead	15/16"	11/32"	4	850	650	10	M2-3705	D4291

pin tumbler door & drawer locks

"THE ADVANTAGE PLUS" CAM LOCKS

The locks are fastened in place with two screws for easy installation. Re-keying or servicing is accomplished by removing the cam retaining screw and cam. Use a 5/64" allen wrench to remove the plug cylinder assembly. The mounting plate remains installed on the cabinet. Re-key as required and reinstall cylinder plug assembly on mounting plate.

U.S. PATENT NO. 5.678.438

APPLICATION – For drawer, R.H. or L.H. doors. C8183 assembled for door function. C8188 assembled for drawer function.

OPERATION – 90° cam turn, key removable in both locked and unlocked positions.

KEYING – Will key together with all other pin tumbler locks using D4291 key blank except locks shown on pages 8 and 9. See table for available keying. Master keying to GM1.

ONE LOCK, TWO FUNCTIONS
DOOR OR DRAWER



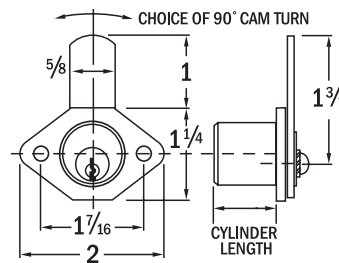
C8183

Assembled as a Door Lock

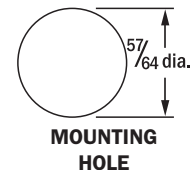


C8188

Assembled as a Drawer Lock



PACKAGING – Supplied with two keys, extra backplate, two cams and two mounting screws. If trim ring is required, order C2017 separately. See page 22. **Note:** If formed cam is required, order C7113 or C7116. See page 23.



Part No.	Type of Mounting	Cylinder Length	Maximum Material Thickness	KA* Codes	Key Changes		Case Quantity	Reference Number	Key Blank
					KD	MKKD			
C8183-26D	Flush	7/8"	7/8"	4	850	650	10	M2-8183	D4291
C8188-26D		1-3/8"	1-3/8"	4	850	650	10	M2-8188	D4291

*Key Codes used: 4 Codes – 101, 103, 107 and 915.

pin tumbler drawer lock



C8161

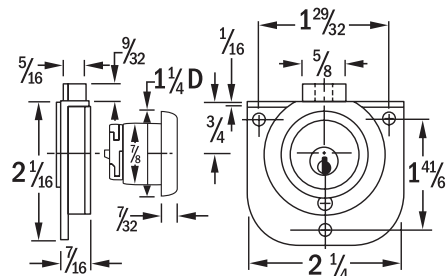
C8160

APPLICATION – Replacement lock housing and cylinder for drawers with 7/8" thick fronts. Half mortise design.

OPERATION – Key removable in both locked and unlocked positions. Interchangeable cylinders are attached or removed through the use of a special key at back of lock.

KEYING – Keyed differently (100 changes).

PACKAGING – C8160 cylinder supplied with two keys. C8161 lock housing supplied with cylinder removal key and mounting screws.



Part No.	Type of Mounting or Installation	Bolt Type	Minimum Material Thickness	Bolt Travel	Key Changes KD	Case Quantity	Reference Number	Key Blank
C8160-26D	In Housing	—	—	—	100	10	M2-3720-025	D4292
C8161-26	Drawer	Dead	7/8"	9/32"	—	10	M3-3720-011	—

Part No.: **M337201341W010J** for replacement cylinder removal keys.