



The 1006 Series is also available in a **Complete One Box Solution**

# 1006 Series

## The strongest, most versatile electric strike available

*Shown with KM Option*

The 1006 series is the strongest and most versatile electric strike available. The dual interlocking plunger design and heavy duty stainless steel construction, enables it to exceed every standard developed for electric strikes. With multiple faceplate options, the 1006 will fully accommodate every lock designed to work within an ANSI 4-7/8" strike plate. Tested to exceed 3,000 lbs of static strength, 350 ft-lbs of dynamic strength and factory tested to exceed 1,000,000 cycles of operation, the 1006 is in a class of its own.



### Specifications

- UL 10C fire-rated, 3 hour single door (fail secure only)
- UL 10C fire-rated, 1-1/2 hour double door (fail secure only)
- CAN4-S104(ULC-S104) fire door conformant
- ANSI/SDI A250.13 windstorm resistant
- ANSI-ASTM E330
- Florida Building Code approved TAS 201, 202, 203
- UL 1034 burglary-resistant listed and suitable for outdoor use
- UL 294 (6th Edition) listed
- ANSI/BHMA A156.31, Grade 1
- NFPA-252 fire door conformant
- ASTM-E152 fire door conformant
- RoHS compliant
- Environmental Product Declaration
- Patents: 6,021,038; 6,595,564, & 9,183,976

### Frame Application

- Metal
- Wood

### Electrical (continuous duty)

- .45 Amps at 12 VDC
- .25 Amps at 24 VDC

## 1006 Models

|                |                           |  |
|----------------|---------------------------|--|
| <b>1006</b>    | Universal electric strike | Faceplate options ordered separately, see pages 12-16            |
| <b>1006CAS</b> | Complete electric strike  | Includes the N, ND, and NM faceplates                            |
| <b>1006CS</b>  | Complete electric strike  | Includes the SMART Pac II and J, KD, KM, HM, and AD faceplates   |
| <b>1006CLB</b> | Complete electric strike  | Includes the J, KD, and KM faceplates                            |
| <b>1006CDB</b> | Complete electric strike  | Includes the ND and NM faceplates                                |
| <b>RF1016</b>  | Integrated Prox           | Includes the strike body, Prox reader and door position switch   |
| <b>IC1026</b>  | Integrated iCLASS®        | Includes the strike body, iCLASS reader and door position switch |

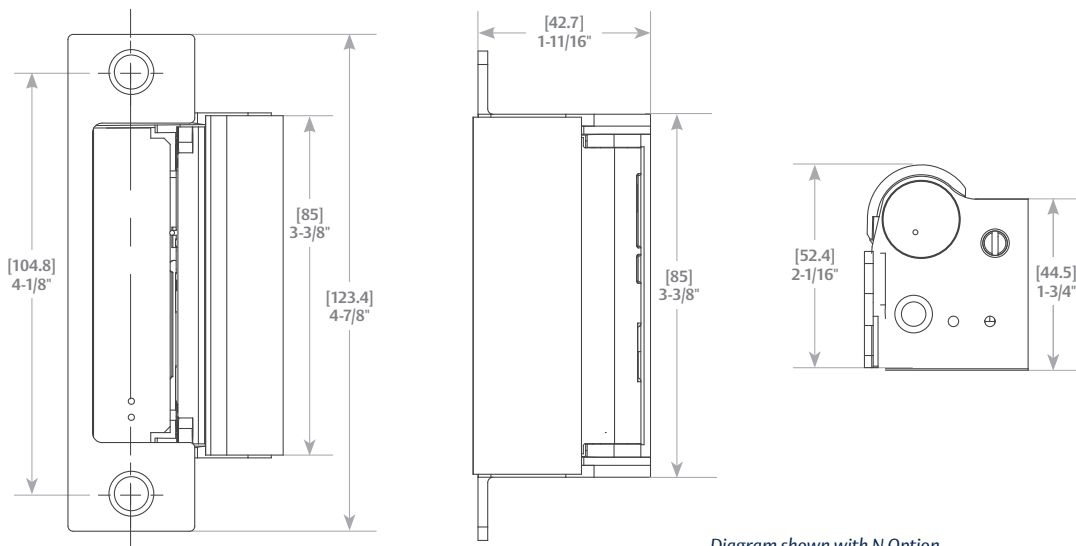


Diagram shown with N Option

### Standard Features

- Stainless steel construction
- Tamper-resistant
- Static strength 3,070 lbs (fail secure)
- Dynamic strength 350 ft-lbs (fail secure)
- Endurance 1,000,000 cycles
- Fail secure
- Dual-voltage 12 VDC or 24 VDC continuous duty
- Non-handed
- Internally mounted solenoid
- Accommodates up to 1" deadbolt
- Plug-in connector
- Full keeper shims for horizontal adjustment
- Trim enhancer
- 5 Year limited warranty

### Optional Features

- LBM** » Latchbolt monitor
- LBSM** » Latchbolt strike monitor
- Fail safe
- Interchangeable faceplates

*Monitor Switches may not work with all faceplate options (see pages 12-16)*

### Accessories

- 1000-102** » Rain guard
- 1006-103** » Full keeper shims
- 1000-104** » Lip extension trim adapter
- 1006-105** » Trim enhancer BLK (goof plate)
- 1006-109** » Trim adapter
- 1000-110** » Replacement strike plate
- 1000-130** » KD filler plate

- 150** » Strike latch guard
- HES-CUT-MTK** » Metal template kit
- 2004M** » ElectroLynx® adapter
- 2005M3** » SMART Pac® III
- 2006M** » Plug-in buzzer

### Finishes

- 630** » Satin stainless steel
- 605** » Bright brass
- 606** » Satin brass
- 612** » Satin bronze
- 613** » Bronze toned
- 629** » Bright stainless steel
- BLK** » Black

*\*Complete Pacs are only available in the 630 finish*

CYLINDRICAL  
LOCKSETSMORTISE  
LOCKS WITH  
DEADBOLTSMORTISE LOCKS  
WITHOUT  
DEADBOLTSSPECIALTY  
LOCKSETS

WINDSTORM

FIELD SELECTABLE  
(12 OR 24VDC)

FIRE RATED



GRADE 1

OUTDOOR  
RATEDUL 1034  
BURGLARY  
LISTED

# 1006 Series

HES raises the bar again with a **Complete** line of **One Box Solutions**

If you're unsure of what lockset you'll encounter in the field or just want to simplify what you carry, choose an HES Complete electric strike system.

You'll be sure to have a Grade 1 solution to release any cylindrical or mortise lockset that works with an ANSI 4-7/8" strike plate.

**Everything is included in the box.**

## How to Order

The following is an example describing how to order the new 1006 Complete One Box Solutions.

### Part Number Examples

**1006CLB-630-LBM**

*Is the part number for a 1006 Series electric strike with select option faceplates included in the box, and a stainless steel finish.*

| 1006                                     | C  | LB  | F   | 630  | LBM   |
|--|--|---|---|--|---|
| Strike Series                            | Complete   | Lock Type   | Fail Safe/Secure  | Finishes   | Optional Features   |
| Choose the electric strike series number | Specify a "C" to include select faceplates and hardware in the box | "LB" for Latchbolt<br>"S" for SMART Pac® III<br>"DB" for Deadbolt | Specify an "F" for Fail Safe and leave blank for Fail Secure (standard) | All Complete Pacs are only available in the 630 finish | This item refers to options such as latchbolt monitor or latchbolt strike monitor |

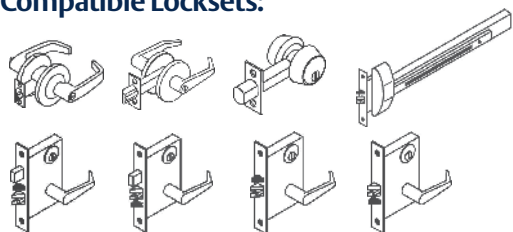
# 1006CS Smart Strike™

The **Complete One Box Solution** for all cylindrical and mortise locksets, with or without a 1" deadbolt

The **1006CS Smart Strike** includes a 1006 electric strike body and SMART Pac® III plus faceplates and brackets that can provide the same function as any of the following options:

|           |           |            |
|-----------|-----------|------------|
| J Option  | H Option  | HTD Option |
| K Option  | HD Option | N Option   |
| KD Option | HM Option | ND Option  |
| KM Option | HT Option | NM Option  |

## Compatible Locksets:



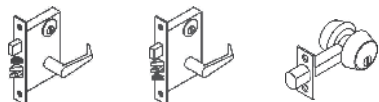
# 1006CAS Complete for Recapture

The **Complete One Box Solution** for deadbolt recapture

The **1006CAS** includes the 1006 electric strike body plus faceplates and brackets that provide the same function as any of the following options:

|          |           |           |
|----------|-----------|-----------|
| N Option | ND Option | NM Option |
|----------|-----------|-----------|

## Compatible Locksets:



\*Complete Pacs are only available in the 630 finish

# 1006CLB Complete for Latchbolt Locks

The **Complete One Box Solution** for all cylindrical and mortise locksets

The **1006CLB** includes the 1006 electric strike body plus faceplates and brackets that provide the same function as any of the following options:

|          |           |
|----------|-----------|
| J Option | KD Option |
| K Option | KM Option |

## Compatible Locksets:



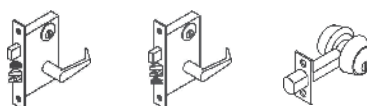
# 1006CDB Complete for Deadbolt Locks

The **Complete One Box Solution** for all locksets with a 1" deadbolt

The **1006CDB** includes the 1006 electric strike body plus faceplates and brackets that provide the same function as any of the following options:

|           |            |           |
|-----------|------------|-----------|
| H Option  | HT Option  | ND Option |
| HD Option | HTD Option | NM Option |
| HM Option | N Option   |           |

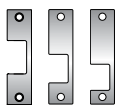
## Compatible Locksets:



# 1006 Series Faceplate Options



**Operation:** After releasing the latchbolt, the keeper returns to the locked position



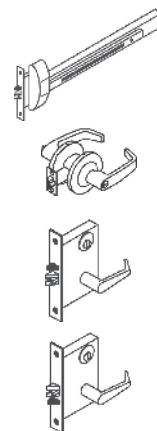
4-7/8" × 1-1/4"

## LB Option

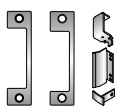
**The Latchbolt Solution:** Includes all hardware to accommodate every cylindrical and mortise lock up to a 3/4" latchbolt.

*Replaces function of the J, K, KM and KD Options*

» ANSI/BHMA Numbers: E09321, E09322, E09323



**Operation:** This deadbolt solution offers three modes of functionality; night latch, lockout, and normally extended deadbolt. (Functional operation modes described below.)



4-7/8" × 1-1/4"

## DB Option

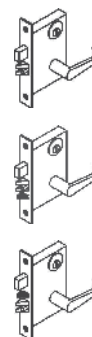
**The Deadbolt Solution:** Includes all hardware to retain, release and recapture all mortise locks, and tubular deadbolts up to a 1" latchbolt

**Mode 1:** Night latch function. The deadbolt is retracted during traffic hours. The latchbolt is released by the keeper and keeper returns to the locked position.

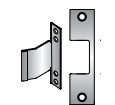
**Mode 2:** Lockout function. The electric strike will not release if the deadbolt is extended.

*Replaces function of the N, ND, NM, H, HD, HM, HT, and HTD options*

» ANSI/BHMA Numbers: E09391, E09392, E09393, E09331, E09332, E09333



**Operation:** After releasing the latchbolt or deadbolt the keeper returns to the locked position



4-7/8" × 1-1/4"

## E Option

**For use with:** Corbin Russwin Security Bolt, Weiserbolt and normally extended 1" tubular deadbolts

» ANSI/BHMA Numbers: E09391, E09392, E09393



"For use with" information is offered as a recommendation only. Reference should be made to the lockset manufacturer for proper installation instructions necessary to meet compatibility requirements.