








## Accessories

Item	Accessory	Description
	<b>2001M:</b> Plug-in bridge rectifier	<b>Converts AC to unfiltered DC.</b> Rated 35 V, 1 Amp <i>Includes MOV and self-resettable fuse</i> <i>Not recommended for 1006 Electric Strike</i>
	<b>2001-1:</b> Wire-in bridge rectifier	<b>Converts AC to unfiltered DC.</b> Rated 35 V, 2 Amp <i>Not recommended for 1006 Electric Strike</i>
	<b>2004M:</b> Electrolynx® adapter	<b>Adapter between existing HES electric strikes and Electrolynx® connectors</b>
	<b>2005M3:</b> SMART Pac® III	<b>In-line power controller able to receive input voltages from 12- 32V AC or DC.</b> Built-in bridge rectifier. Reduces initial voltage by 25% to extend the life of the electric strike. <i>Includes built-in resettable fuse, MOV, voltage regulation and input voltage level indicating and unit status</i> <i>For use with 1006, input voltage must be DC</i>
	<b>2006M:</b> Plug-in buzzer	<b>Audible operation indicator.</b> At 24 VDC, 75db at 11-3/4"
	<b>2007M:</b> Plug-in pigtail connectors	With 4" wire leads
	<b>150:</b> Strike latch guard	<b>Stainless steel.</b> Installed at the edge of the door to cover the lock and electric strike