

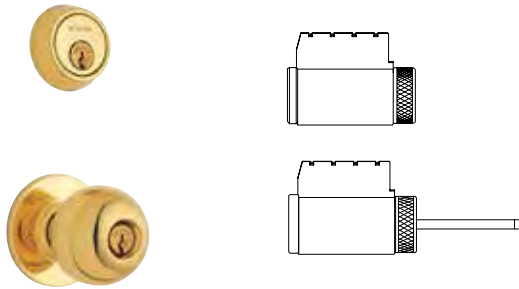
## Cylinders for Schlage locksets

**Cylinders for F Series knobs and levers**

| Number | Description                       |
|--------|-----------------------------------|
| 29-016 | Bell, Georgian and Plymouth knobs |
| 29-017 | Orbit knob                        |
| 29-018 | Accent and Flair levers           |

Available in 429 (to match 626) and 430 (to match 606) finish.

5-pin C keyway only. Cylinder plug and shell are zinc.

**Cylinders for H Series interconnected locksets**

| Number                 | Description                      |
|------------------------|----------------------------------|
| 22-001                 | 5-pin C, CE, E, F only           |
| 22-002                 | 6-pin Conventional               |
| 20-729                 | Primus                           |
| 20-729-XP              | Primus XP                        |
| 20-529                 | Primus UL437                     |
| 20-529-XP              | Primus XP UL437                  |
| Bottom cylinder (knob) | See A Series knob cylinder table |

**Cylinders for ND Series locksets**

| Number    | Description                                   |
|-----------|---|
| 23-065    | 6-pin conventional cylinder (standard)        |
| 20-765    | Primus cylinder                               |
| 20-765-XP | Primus XP cylinder                            |
| 20-565    | Primus UL437 Listed high security cylinder    |
| 20-565-XP | Primus XP UL437 Listed high security cylinder |
| 23-000    | Hotel function (conventional cylinder)        |

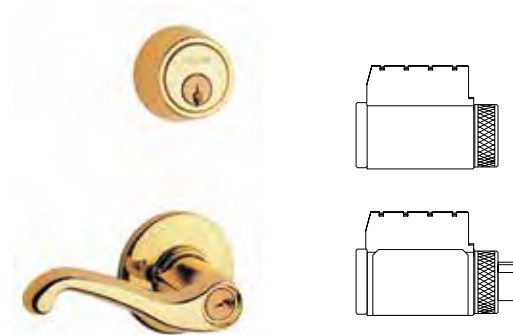
**Cylinders for S Series levers**

| Number    | Description  |
|-----------|--|
| 21-059    | Conventional cylinder                              |
| 20-752    | Primus cylinder                                    |
| 20-752-XP | Primus XP cylinder                                 |
| 20-552    | Primus UL437 Listed high security cylinder only    |
| 20-552-XP | Primus XP UL437 Listed high security cylinder only |

Available in 606 and 626 finish. Cylinders include S605-192.

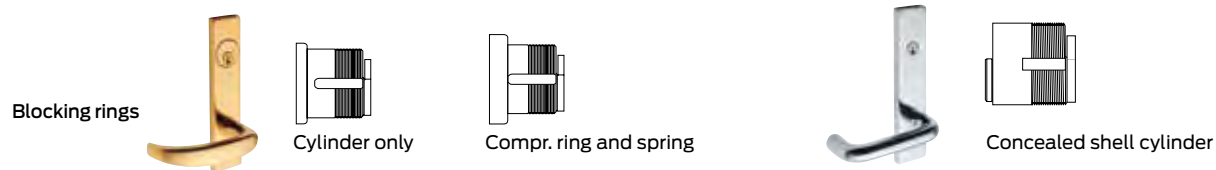
Cylinders purchased after 8/08 do not have a cylinder sleeve included.

Note: Use S605-192 sleeve on locks manufactured prior to Sept 2008.

**Cylinders for S200 Series interconnected locksets**

| Description             | Cylinder                                |
|-------------------------|---|
| Top cylinder (deadlock) | See S200 Series deadlock cylinder table |
| Bottom cylinder (lever) | See S Series lever cylinder table       |

## Cylinders for Schlage L Series mortise locksets



| Cylinder mechanism |  |                                 |              |                      |  |                      |                               |
|--------------------|--|---------------------------------|--------------|----------------------|--|----------------------|-------------------------------|
|                    | Design   | Function                        | Conventional | Primus/<br>Primus XP | Primus<br>UL437/<br>Primus XP<br>UL437 | Primus XP<br>lockout | Primus XP<br>UL437<br>lockout |
|                    | <b>L and N<br/>Escutcheons</b><br>(cylinders and<br>spring only)         | All except below                | 30-021       | 20-793/<br>20-793-XP | 20-593/<br>20-593-XP                   | 20-717**             | 20-517**                      |
|                    |  | L9060P outside                  | 26-021       | 20-701/<br>20-701-XP | 20-501/<br>20-501-XP                   | 20-715**             | 20-515**                      |
|                    |  | L9485, L9486<br>Hotel functions | 30-022*      | N/A                  | N/A                                    | N/A                  | N/A                           |
|                    | <b>L escutcheon</b><br>with concealed<br>shell cylinder<br>(C suffix)    | All except below                | 30-004       | 20-789/<br>20-789-XP | 20-589/<br>20-589-XP                   | N/A                  | N/A                           |
|                    |  | L9060P outside                  | 26-023       | 24-767/<br>24-767-XP | 24-567/<br>24-567-XP                   | N/A                  | N/A                           |
|                    |  | L9485, L9486<br>Hotel functions | 30-005*      | N/A                  | N/A                                    | N/A                  | N/A                           |
|                    | <b>Sectional trim</b><br>(cylinder with<br>compression ring<br>& spring) | All except below                | 30-001       | 20-787/<br>20-787-XP | 20-587/<br>20-587-XP                   | 20-715               | 20-517                        |
|                    |  | L9060P outside                  | 20-001       | 20-700/<br>20-700-XP | 20-500/<br>20-500-XP                   | 20-715               | 20-515                        |
|                    |  | L9485, L9486<br>Hotel Functions | 30-002*      | N/A                  | N/A                                    | N/A                  | N/A                           |

\* Specify door hand for hotel function cylinders.

\*\* Discard compression ring for Lockout cylinders with escutcheon trim.

- Notes
1. Available in 605, 606, 609, 612, 613, 625, 626, 629, and 643E finish. Concealed shell cylinders available in 606 and 626 only.
  2. To differentiate between Classic and Everest 29, specify keyway. Example: C or CP (Classic), S123 (Everest 29). Everest 29 S123 keyway standard.
  3. 1 1/8" length standard. Optional lengths available in 1/8" (4mm) increments up to 1 3/4" (44mm).
  4. To order less Schlage logo, specify with K510-612 faceplate.
  5. Lockout keys must be ordered separately and lockout cylinders will not be master keyed by Schlage.
  6. Specify LKB if 0-bitted Primus XP cylinders are required less key blanks.

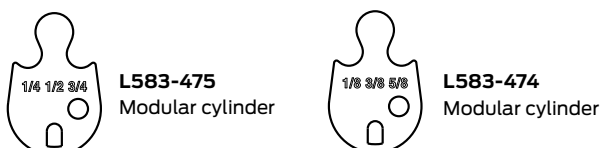
## Cam for all functions except L9060 outside



## Cam for L9060 outside



## Modular cylinder cams



## Modular cam for L9060 outside



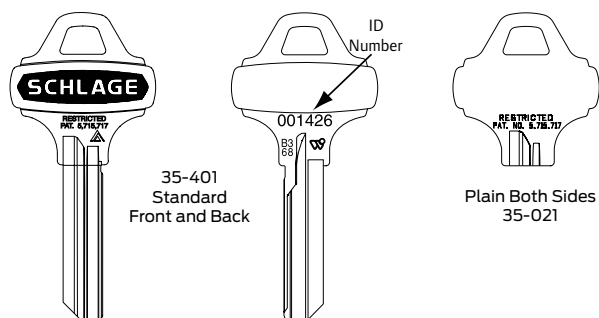
Modular cams are used for all cylinders made after Aug 2010, whether Classic, Everest 29 or Primus. L583-474 is used on cylinders 1 1/8", 1 3/8" and 1 5/8". L583-475 is used on cylinders 1 1/4", 1 1/2" & 1 3/4".

L583-476 is for cylinders 1 1/8", 1 3/8" & 1 5/8". L583-477 is for cylinders 1 1/4", 1 1/2" & 1 3/4".

## Small format interchangeable core key blanks

For cut keys, change “35” prefix to “48” for change keys and “49” for master keys.  
Suffix key section, e.g. 35-009 C123. All keyways are restricted so they are not published.

### Everest B family patented restricted key blanks



### B235 dealer keyway

Available to locksmiths and service-oriented contract hardware dealers, this keyway is controlled similar to Primus XP Levels 1+ and 7. Each dealer signs a contract agreeing to certain key control procedures and agreeing not to duplicate keys marked with another dealer's ID number.

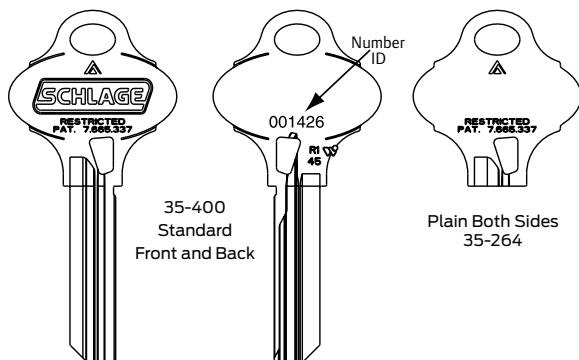
The dealer cuts all B235 keys and cannot sell key blanks to the end user. If the end user needs to cut keys, B family end user keyways (below) should be furnished instead of B235. Contact your Schlage commercial wholesaler or local SSC representative for further information.

### B family end user keyways

The B family end user restricted keyways are not stocked by locksmiths or other dealers. They are drop shipped directly to the end user and offer economical patent protection without geographical exclusivity. All orders for B Family keys and blanks require a letter of authorization from the end user.

For cut keys, change "35" prefix to "48" for change keys and "49" for master keys.  
Suffix key section, e.g. 35-270 S123. All keyways are restricted so they are not published.

### Everest 29 R family patented restricted key blanks



### R235 dealer keyway

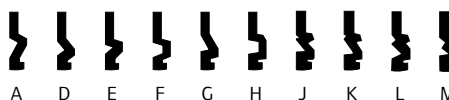
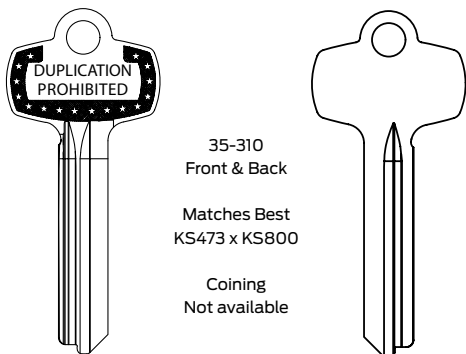
Available to locksmiths and service-oriented contract hardware dealers, this keyway is controlled similar to Primus XP Levels 1+ and 7. Each dealer signs a contract agreeing to certain key control procedures and agreeing not to duplicate keys marked with another dealer's ID number.

The dealer cuts all R235 keys and cannot sell key blanks to the end user. If the end user needs to cut keys, R family end user keyways (below) should be furnished instead of R235. Contact your Schlage commercial wholesaler or local SSC representative for further information.

### R family end user keyways

The R family end user restricted keyways are not stocked by locksmiths or other dealers. They are drop shipped directly to the end user and offer economical patent protection without geographical exclusivity. All orders for R Family keys and blanks require a letter of authorization from the end user.

### Best® type key blanks



Available in the ten most popular Best key sections. Suffix key section plus “B” to number when ordering, (example 35-310 AB).