

Cylinders for exit devices, aluminum door, etc.

Rim cylinders		
Number	Description	Tail piece
20-022	Conventional cylinder	Horizontal
20-021	Conventional cylinder	Vertical
20-710	Primus cylinder	Horizontal
20-710-XP	Primus XP cylinder	Horizontal
20-709	Primus cylinder	Vertical
20-709-XP	Primus XP cylinder	Vertical
20-716	Primus lockout cylinder	Horizontal
20-716-XP	Primus XP lockout cylinder	Horizontal
20-510	Primus UL437 Listed cylinder	Horizontal
20-510-XP	Primus XP UL437 Listed cylinder	Horizontal
20-509	Primus UL437 Listed cylinder	Vertical
20-509-XP	Primus XP UL437 Listed cylinder	Vertical
20-516	Primus UL437 Listed lockout cylinder	Horizontal
20-516-XP	Primus XP UL437 Listed lockout cylinder	Horizontal

Available in 605, 606, 609, 612, 613, 619, 625 and 626 finish.

Cylinders for Adams Rite MS 4500 and 4700 Series Lori 4500 Series and Corbin Russwin DL3000 Series

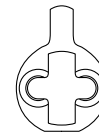
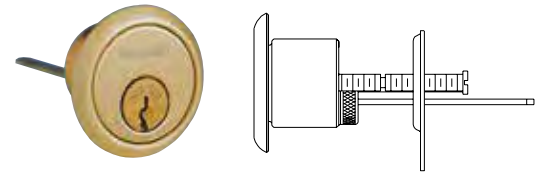
Number	Description
26-072	Conventional cylinder only
20-013	Conventional cylinder with $\frac{3}{8}$ " blocking ring
20-706	Primus cylinder with $\frac{3}{8}$ " blocking ring
20-706-XP	Primus XP cylinder with $\frac{3}{8}$ " blocking ring
20-506	Primus UL437 Listed cylinder with $\frac{3}{8}$ " blocking ring
20-506-XP	Primus XP UL437 Listed cylinder with $\frac{3}{8}$ " blocking ring
20-718	Primus lockout cylinder
20-718-XP	Primus XP lockout cylinder
20-518	Primus UL437 Listed lockout cylinder
20-518-XP	Primus XP UL437 Listed lockout cylinder

These cylinders include set screw pack B220-050 for Adams Rite locks.

Cylinders for Adams Rite 4070 Series

Number	Description
26-073	Conventional cylinder only
20-708	Primus cylinder only
20-708-XP	Primus XP cylinder only
20-508	Primus UL437 Listed cylinder only
20-508-XP	Primus XP UL437 Listed cylinder only

- Notes
1. Mortise cylinders available in 605, 606, 609, 612, 613, 619, 625, 626, 629, and 643E finish.
 2. To differentiate between Classic and Everest 29, specify keyway. Example: C or CP (Classic), S123 (Everest 29). Everest 29 S123 keyway standard.
 3. $1\frac{1}{8}$ " length standard. Optional lengths available in $\frac{1}{8}$ " (4mm) increments up to $1\frac{3}{4}$ " (44mm).
 4. To order less Schlage logo, specify with K510-612 faceplate.
 5. Lockout keys must be ordered separately and lockout cylinders will not be master keyed by Schlage.
 6. Specify LKB if O-bitted Primus XP cylinders are required less key blanks.
 7. Plugs and FSIC cores available in 606 and 626 only.



B502-292

Cam for classic
conventional prior to
July 2010



L583-447

Modular cam



B502-944

Cam for Everest 29
& Primus XP
prior to July 2010



L583-446

Modular cam



B502-380

Cam for classic
conventional
prior to July 2010



L520-744

Modular Cam



B502-945

Cam for Everest 29
& Primus XP
prior to July 2010



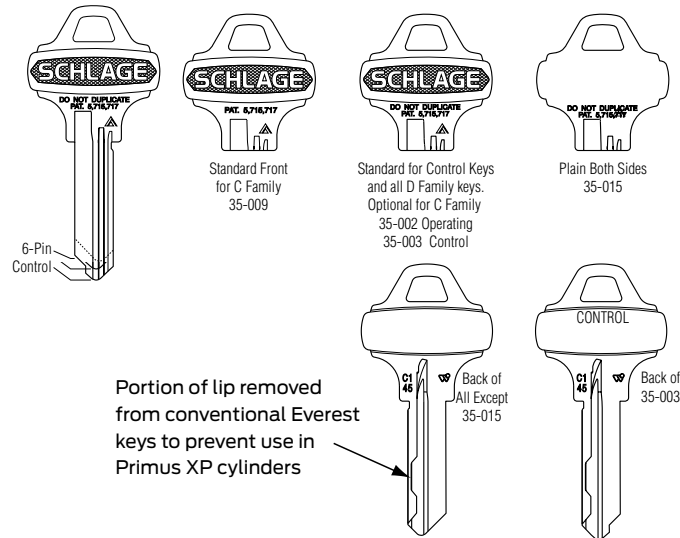
L520-743

Modular Cam

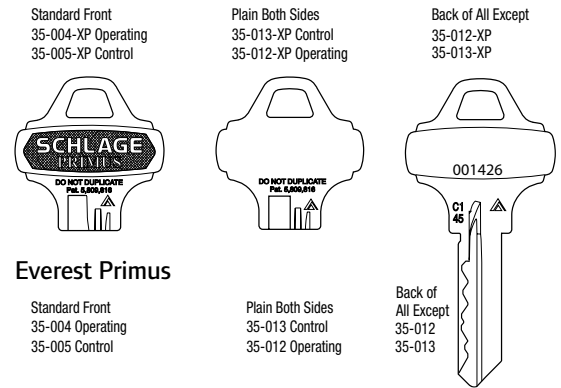
Everest full size key blanks

Numbers shown are for key blanks. For cut keys, change “35” prefix to “48” for change keys and “49” for master keys. Suffix key section, e.g. 35-009 C123. See facing page for available key sections.

Conventional



Everest Primus XP



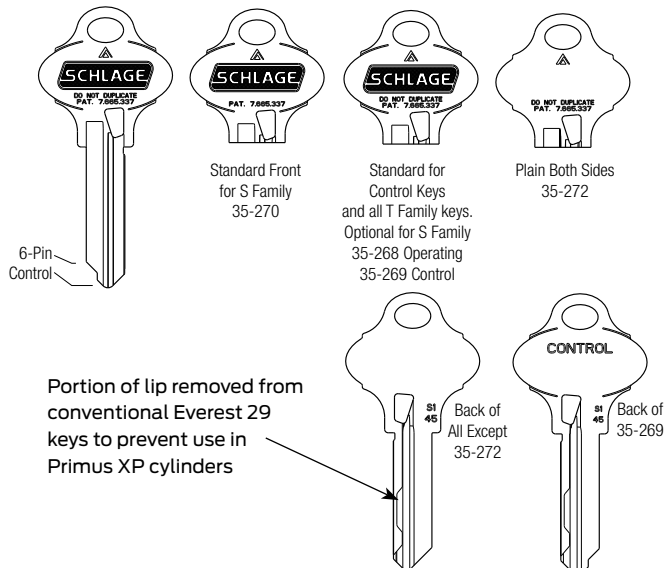
To order, specify quantity, 6-digit ID number, and key section. Key blanks are packed 50 per box, 1000 per case. Specify Control Keys in architectural specifications and on purchase orders.

Everest conventional keys are available with and without DO NOT DUPLICATE. Specify plain bow keys for applications when keys must be stamped with additional information such as special die stamps, serial numbering, etc.

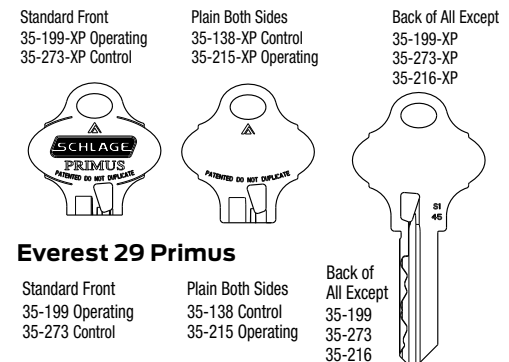
Everest 29 Full Size Key Blanks

Numbers shown are for key blanks. For cut keys, change “35” prefix to “48” for change keys and “49” for master keys. Suffix key section, e.g. 35-270 S123. See facing page for available key sections.

Conventional



Everest 29 Primus XP



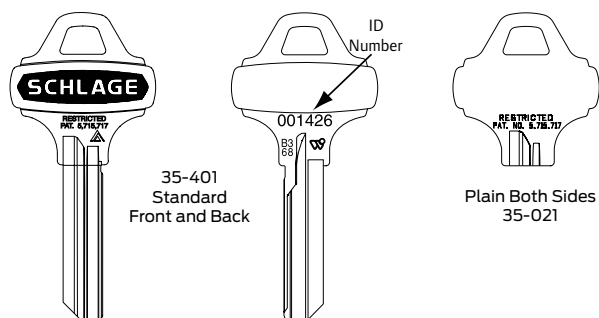
To order, specify quantity, 6-digit ID number, and key section. Key blanks are packed 50 per box, 1000 per case. Specify Control Keys in architectural specifications and on purchase orders.

Everest 29 conventional keys are available with and without DO NOT DUPLICATE. Specify plain bow keys for applications when keys must be stamped with additional information such as special die stamps, serial numbering, etc.

Small format interchangeable core key blanks

For cut keys, change “35” prefix to “48” for change keys and “49” for master keys.
Suffix key section, e.g. 35-009 C123. All keyways are restricted so they are not published.

Everest B family patented restricted key blanks



B235 dealer keyway

Available to locksmiths and service-oriented contract hardware dealers, this keyway is controlled similar to Primus XP Levels 1+ and 7. Each dealer signs a contract agreeing to certain key control procedures and agreeing not to duplicate keys marked with another dealer's ID number.

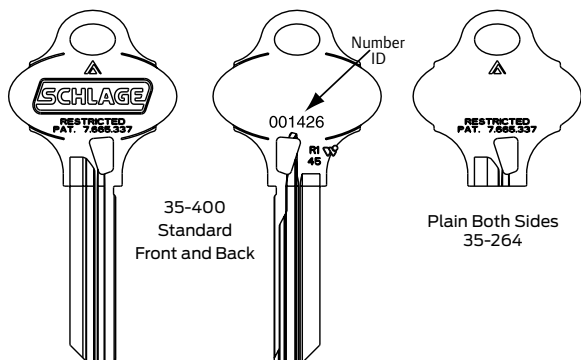
The dealer cuts all B235 keys and cannot sell key blanks to the end user. If the end user needs to cut keys, B family end user keyways (below) should be furnished instead of B235. Contact your Schlage commercial wholesaler or local SSC representative for further information.

B family end user keyways

The B family end user restricted keyways are not stocked by locksmiths or other dealers. They are drop shipped directly to the end user and offer economical patent protection without geographical exclusivity. All orders for B Family keys and blanks require a letter of authorization from the end user.

For cut keys, change "35" prefix to "48" for change keys and "49" for master keys.
Suffix key section, e.g. 35-270 S123. All keyways are restricted so they are not published.

Everest 29 R family patented restricted key blanks



R235 dealer keyway

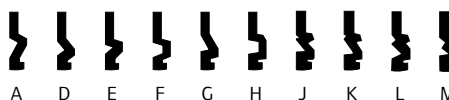
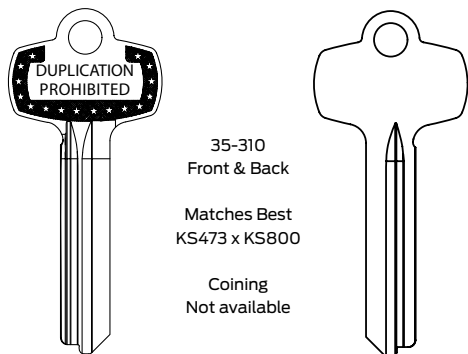
Available to locksmiths and service-oriented contract hardware dealers, this keyway is controlled similar to Primus XP Levels 1+ and 7. Each dealer signs a contract agreeing to certain key control procedures and agreeing not to duplicate keys marked with another dealer's ID number.

The dealer cuts all R235 keys and cannot sell key blanks to the end user. If the end user needs to cut keys, R family end user keyways (below) should be furnished instead of R235. Contact your Schlage commercial wholesaler or local SSC representative for further information.

R family end user keyways

The R family end user restricted keyways are not stocked by locksmiths or other dealers. They are drop shipped directly to the end user and offer economical patent protection without geographical exclusivity. All orders for R Family keys and blanks require a letter of authorization from the end user.

Best® type key blanks



Available in the ten most popular Best key sections. Suffix key section plus “B” to number when ordering, (example 35-310 AB).