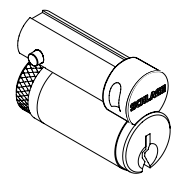


# Full size interchangeable core cylinders for Schlage locksets

Full size core only	
Number	Mechanism
23-030	Conventional core
23-031	Conventional core, less logo
30-120	Conventional core for hotel function (specify hand)
30-121	Hotel function conventional core, less logo
20-740	Primus core
20-741	Primus Core, less logo
20-740-XP	Primus XP core (not available in hotel function)
20-741-XP	Primus XP core, less logo

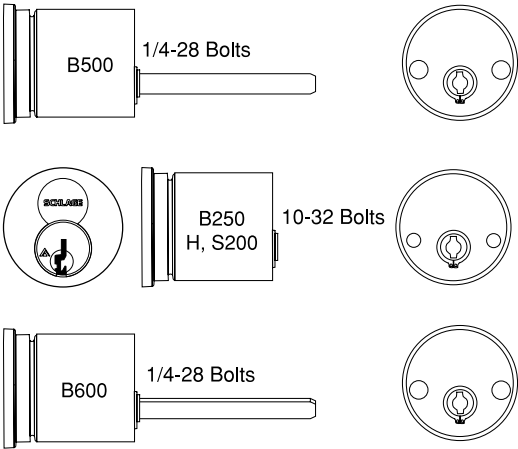
Available in 606 and 626 finish only. Order control keys separately.




Full size IC housings for bored deadlocks, less core			
Lockset series	Description	Number	Specify finish
B500-Series	Outside	B610-203 (single) B610-205 (double)	605, 606, 609, 612, 613, 619, 625, 626, and 643e
	Inside	B610-028**	See note below
B250	Outside	22-061	605, 606, 609, 613, 625, 626
	Inside of B252	22-062	
H, S200-Series	Outside	5306-135	605, 606, 609, 612, 613, 625, 626
B600 / 700-Series	Outside	B610-203 (single) B610-205 (double)	605, 606, 609, 612, 613, 619, 625, 626, 643e
	Inside	B610-028	See note below

Specify finish of B610-031 inside snap-on faceplate ordered separately for B662/762, and B562.

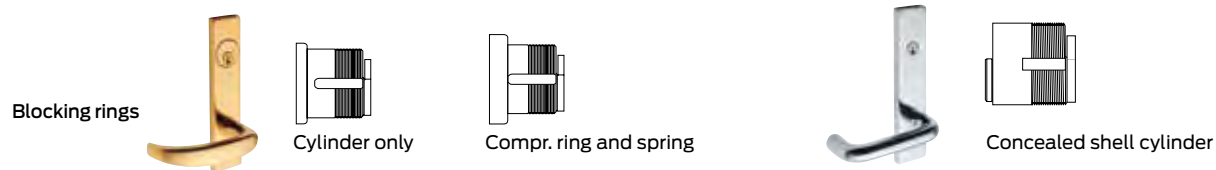
\*\*Inside housing does not include snap-on faceplate.



Full size interchangeable core padlocks			
Part #	Shackle dimensions		
	A	B	C
Less cylinder - full size interchangeable core			
Brass body			
KS43D3200	3/8"	1 1/2"	3/4"
KS43F3200	3/8"	2"	3/4"



## Cylinders for Schlage L Series mortise locksets



Cylinder mechanism							
	Design	Function	Conventional	Primus/ Primus XP	Primus UL437/ Primus XP UL437	Primus XP lockout	Primus XP UL437 lockout
	<b>L and N Escutcheons</b> (cylinders and spring only)	All except below	30-021	20-793/ 20-793-XP	20-593/ 20-593-XP	20-717**	20-517**
		L9060P outside	26-021	20-701/ 20-701-XP	20-501/ 20-501-XP	20-715**	20-515**
		L9485, L9486 Hotel functions	30-022*	N/A	N/A	N/A	N/A
	<b>L escutcheon</b> with concealed shell cylinder (C suffix)	All except below	30-004	20-789/ 20-789-XP	20-589/ 20-589-XP	N/A	N/A
		L9060P outside	26-023	24-767/ 24-767-XP	24-567/ 24-567-XP	N/A	N/A
		L9485, L9486 Hotel functions	30-005*	N/A	N/A	N/A	N/A
	<b>Sectional trim</b> (cylinder with compression ring & spring)	All except below	30-001	20-787/ 20-787-XP	20-587/ 20-587-XP	20-715	20-517
		L9060P outside	20-001	20-700/ 20-700-XP	20-500/ 20-500-XP	20-715	20-515
		L9485, L9486 Hotel Functions	30-002*	N/A	N/A	N/A	N/A

\* Specify door hand for hotel function cylinders.

\*\* Discard compression ring for Lockout cylinders with escutcheon trim.

- Notes
1. Available in 605, 606, 609, 612, 613, 625, 626, 629, and 643E finish. Concealed shell cylinders available in 606 and 626 only.
  2. To differentiate between Classic and Everest 29, specify keyway. Example: C or CP (Classic), S123 (Everest 29). Everest 29 S123 keyway standard.
  3. 1 1/8" length standard. Optional lengths available in 1/8" (4mm) increments up to 1 3/4" (44mm).
  4. To order less Schlage logo, specify with K510-612 faceplate.
  5. Lockout keys must be ordered separately and lockout cylinders will not be master keyed by Schlage.
  6. Specify LKB if 0-bitted Primus XP cylinders are required less key blanks.

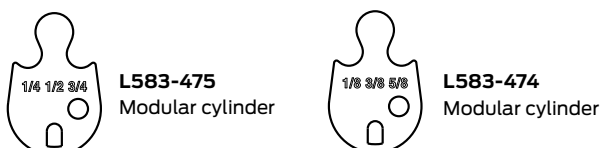
## Cam for all functions except L9060 outside



## Cam for L9060 outside



## Modular cylinder cams



## Modular cam for L9060 outside



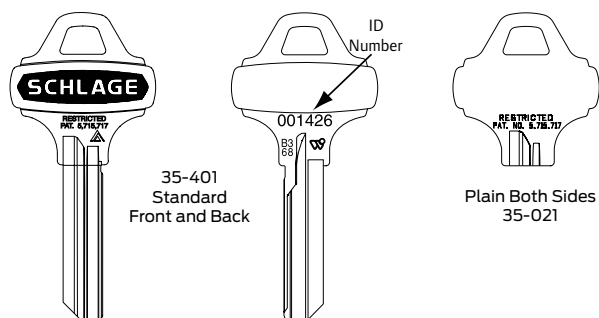
Modular cams are used for all cylinders made after Aug 2010, whether Classic, Everest 29 or Primus. L583-474 is used on cylinders 1 1/8", 1 3/8" and 1 5/8". L583-475 is used on cylinders 1 1/4", 1 1/2" & 1 3/4".

L583-476 is for cylinders 1 1/8", 1 3/8" & 1 5/8". L583-477 is for cylinders 1 1/4", 1 1/2" & 1 3/4".

## Small format interchangeable core key blanks

For cut keys, change “35” prefix to “48” for change keys and “49” for master keys.  
Suffix key section, e.g. 35-009 C123. All keyways are restricted so they are not published.

### Everest B family patented restricted key blanks



### B235 dealer keyway

Available to locksmiths and service-oriented contract hardware dealers, this keyway is controlled similar to Primus XP Levels 1+ and 7. Each dealer signs a contract agreeing to certain key control procedures and agreeing not to duplicate keys marked with another dealer's ID number.

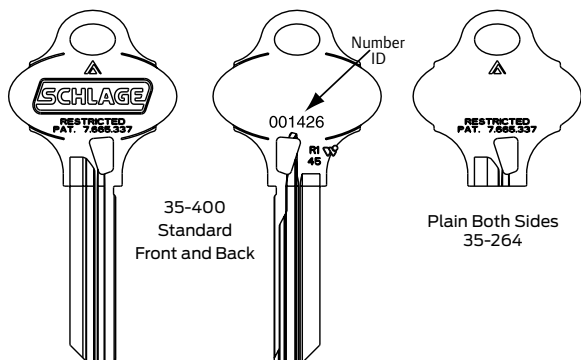
The dealer cuts all B235 keys and cannot sell key blanks to the end user. If the end user needs to cut keys, B family end user keyways (below) should be furnished instead of B235. Contact your Schlage commercial wholesaler or local SSC representative for further information.

### B family end user keyways

The B family end user restricted keyways are not stocked by locksmiths or other dealers. They are drop shipped directly to the end user and offer economical patent protection without geographical exclusivity. All orders for B Family keys and blanks require a letter of authorization from the end user.

For cut keys, change "35" prefix to "48" for change keys and "49" for master keys.  
Suffix key section, e.g. 35-270 S123. All keyways are restricted so they are not published.

### Everest 29 R family patented restricted key blanks



### R235 dealer keyway

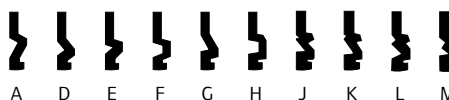
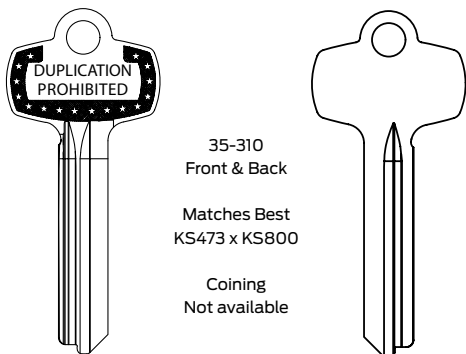
Available to locksmiths and service-oriented contract hardware dealers, this keyway is controlled similar to Primus XP Levels 1+ and 7. Each dealer signs a contract agreeing to certain key control procedures and agreeing not to duplicate keys marked with another dealer's ID number.

The dealer cuts all R235 keys and cannot sell key blanks to the end user. If the end user needs to cut keys, R family end user keyways (below) should be furnished instead of R235. Contact your Schlage commercial wholesaler or local SSC representative for further information.

### R family end user keyways

The R family end user restricted keyways are not stocked by locksmiths or other dealers. They are drop shipped directly to the end user and offer economical patent protection without geographical exclusivity. All orders for R Family keys and blanks require a letter of authorization from the end user.

### Best® type key blanks



Available in the ten most popular Best key sections. Suffix key section plus “B” to number when ordering, (example 35-310 AB).