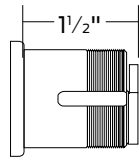
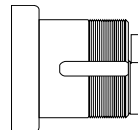


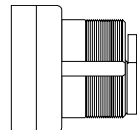
Full size interchangeable core mortise cylinders



Cylinder Only



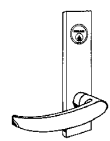
Compr. Ring & Spring



With Blocking Ring



Cylinders for Schlage L Series mortise locks



L & N escutcheons
(cylinders with compression ring)

All except below

30-008

20-798, 20-798-XP

30-007

L9060 outside

30-030

20-782, 20-782-XP

30-032 + 36-083

L9485, L9486 hotel functions

30-010*

N/A

30-007



Sectional trim
(cylinder with compression ring, spring and 3/8" blocking ring).
9060 requires 1/2" blocking ring.

All except below

30-138

20-776, 20-776-XP

30-137

L9060 outside

30-030 + 36-083 + 35-082-030

20-783, 20-783-XP

30-032 + 36-083 + 36-082-050

L9485, L9486 hotel functions

30-140*

N/A

30-137

* Hotel function cores are handed. Specify hand of door.



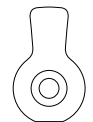
L583-255
Cam for all functions
Except L9060 outside



K510-680
Cam for
L9060 outside

Mortise cylinders with straight cam for exit devices

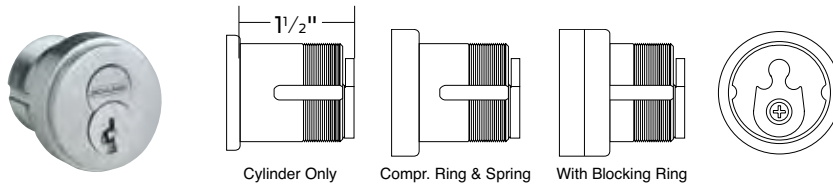
Number	Core mechanism	Collar
26-091	Conventional core	Compression ring & spring
20-061	Conventional core	3/8" blocking rings + compression ring & spring
20-763, 20-763-XP	Primus/Primus XP core	Compression ring & spring
20-771, 20-771-XP	Primus/Primus XP core	3/8" blocking rings + compression ring & spring
20-059	Housing less core	None
26-064	Housing less core	Compression ring & spring





K510-730
Straight cam,
other applications

- Notes
1. Available in 605, 606, 609, 612, 613, 619, 625, 626, and 643e finish. Cores furnished 606 and 626 only.
 2. To differentiate between Classic and Everest 29, specify keyway. Example: C or CP (Classic), S123 (Everest 29). Everest 29 S123 keyway standard.
 3. All cylinders are 1 1/2" long.
 4. Specify LKB if 0-bitted Primus XP cylinders are required less key blanks.

Small format interchangeable core mortise cylinders

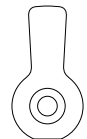


Cylinders for Schlage L Series mortise locks

		Core mechanism				
	Design	Function	Everest 29 restricted (GD suffix)	Keyed construction (HD suffix)	Disposable construction (BDC suffix)	Housing less core (BD suffix)
	L & N escutcheons (cylinders with compression ring and spring)	All except L9060 outside	80-308	80-138	80-115	80-108
		L9060 outside	80-304	80-134	80-112	80-104
	Sectional trim (cylinder with compression ring, spring and 1/4" blocking ring).	All except L9060 outside	80-301	80-131	80-109	80-101
		L9060 outside	80-304 + 36-082-050	80-134 36-082-050	80-112 36-082-050	80-104 36-082-050



L583-255
Cam for all functions
Except L9060 outside



K510-680
Cam for
L9060 outside

Notes 1. Available in 605, 606, 609, 612, 613, 619, 625, and 626 finish. Cores furnished 606 and 626 only.
2. All cylinders are 1 3/8" long.

Mortise cylinders with straight cam for exit devices

Number	Core type
80-302	Everest 29 restricted core
80-110	Disposable constr. core
80-132	Keyed constr. core
80-102	Housing less core

Furnished with compression ring, spring and 1/4" blocking ring.

Notes 1. Available in 605, 606, 612, 613, 629, 625, and 626 finish.
Cores furnished 606 and 626 only.
2. All cylinders are 1 3/8" long.



K510-730
Straight cam,
other applications