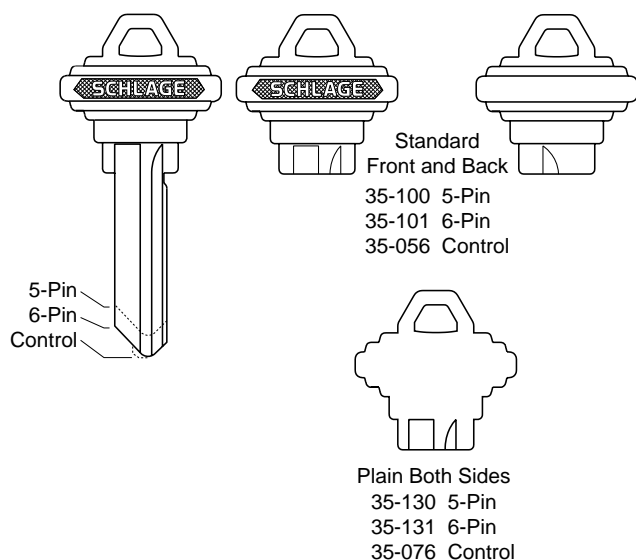


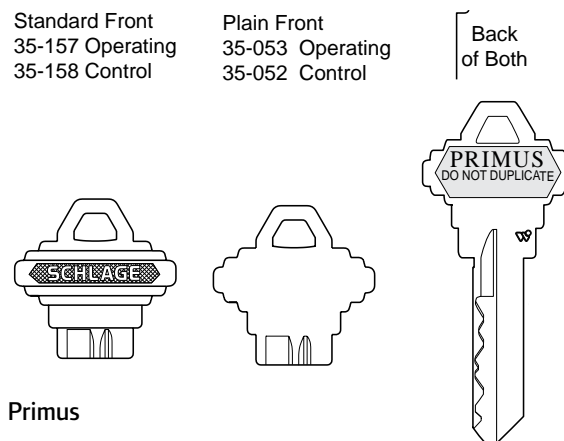
Classic

Numbers shown are for key blanks. For cut keys, change “35” prefix to “48” for change keys and “49” for master keys. Suffix key section, e.g. 35-101 E. See facing page for available key sections.

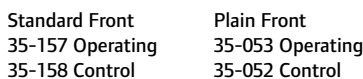
Conventional



Primus XP



Primus

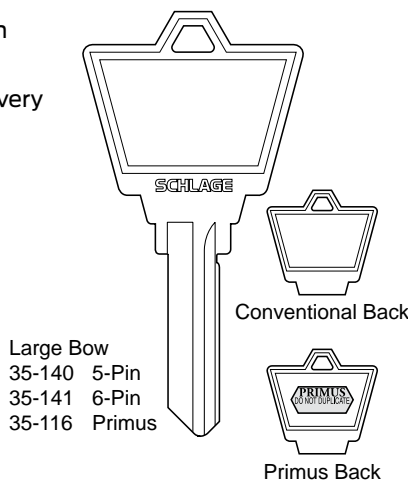


Standard bow

To order conventional key blanks with DO NOT DUPLICATE, specify XQ06-878. Specify plain bow keys for applications when keys must be stamped with additional information such as special die stamps, serial numbering, etc.

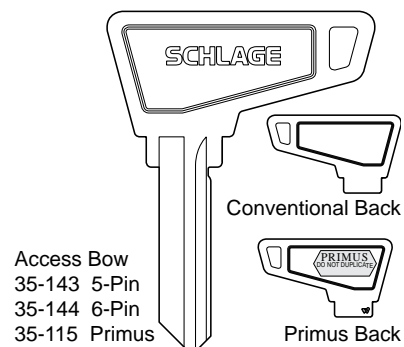
Large bow

Ideal for special keys which must be visibly distinctive within a key system, or for very specialized marking.



Access bow

Conforms to California Title 24 for handicap access.

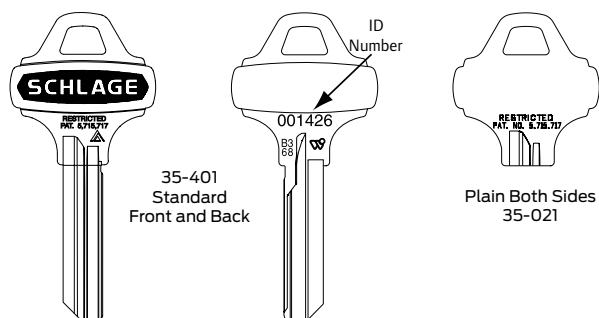


Specify control keys in architectural specifications and on purchase orders.

Small format interchangeable core key blanks

For cut keys, change “35” prefix to “48” for change keys and “49” for master keys.
Suffix key section, e.g. 35-009 C123. All keyways are restricted so they are not published.

Everest B family patented restricted key blanks



B235 dealer keyway

Available to locksmiths and service-oriented contract hardware dealers, this keyway is controlled similar to Primus XP Levels 1+ and 7. Each dealer signs a contract agreeing to certain key control procedures and agreeing not to duplicate keys marked with another dealer's ID number.

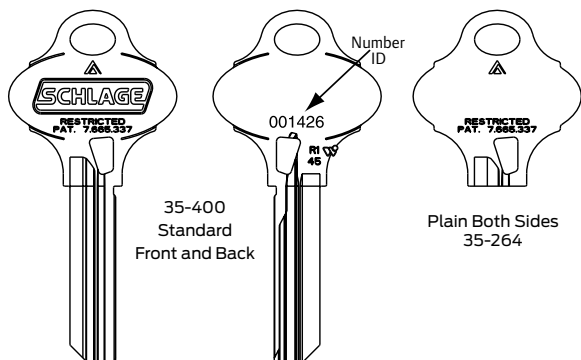
The dealer cuts all B235 keys and cannot sell key blanks to the end user. If the end user needs to cut keys, B family end user keyways (below) should be furnished instead of B235. Contact your Schlage commercial wholesaler or local SSC representative for further information.

B family end user keyways

The B family end user restricted keyways are not stocked by locksmiths or other dealers. They are drop shipped directly to the end user and offer economical patent protection without geographical exclusivity. All orders for B Family keys and blanks require a letter of authorization from the end user.

For cut keys, change "35" prefix to "48" for change keys and "49" for master keys.
Suffix key section, e.g. 35-270 S123. All keyways are restricted so they are not published.

Everest 29 R family patented restricted key blanks



R235 dealer keyway

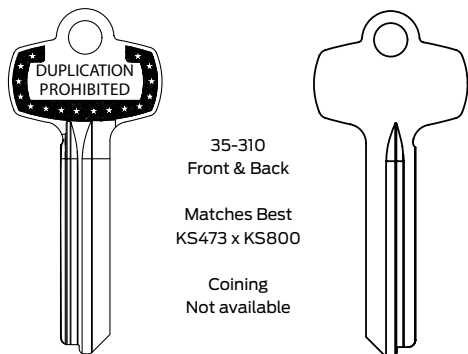
Available to locksmiths and service-oriented contract hardware dealers, this keyway is controlled similar to Primus XP Levels 1+ and 7. Each dealer signs a contract agreeing to certain key control procedures and agreeing not to duplicate keys marked with another dealer's ID number.

The dealer cuts all R235 keys and cannot sell key blanks to the end user. If the end user needs to cut keys, R family end user keyways (below) should be furnished instead of R235. Contact your Schlage commercial wholesaler or local SSC representative for further information.

R family end user keyways

The R family end user restricted keyways are not stocked by locksmiths or other dealers. They are drop shipped directly to the end user and offer economical patent protection without geographical exclusivity. All orders for R Family keys and blanks require a letter of authorization from the end user.

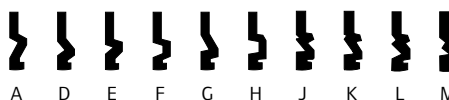
Best® type key blanks



35-310
Front & Back

Matches Best
KS473 x KS800

Coining
Not available



Available in the ten most popular Best key sections. Suffix key section plus “B” to number when ordering, (example 35-310 AB).