



PRODUCT FEATURES

- 2,000 lbs holding force
- Operates under preload up to 100 lbs
- Automatic dual-voltage - no field adjustment required
- Accepts a standard mortise cylinder with Adams Rite MS cam for manual key override (not included, see spacer guide below)
- Self-aligning receiver (+/- 1/2" horizontally) helps compensate for gate misalignment and sag
- Tamper resistant cast housing
- Optional latch status monitor
- Surface mount
- MagnaCare® lifetime replacement, no fault warranty

SPECIFICATIONS

- Patent: 8,047,582

Holding Force:
2,000 lbs [907kg]

Dimensions:
2-3/4"L x 7-1/4"W x 3-1/4"D

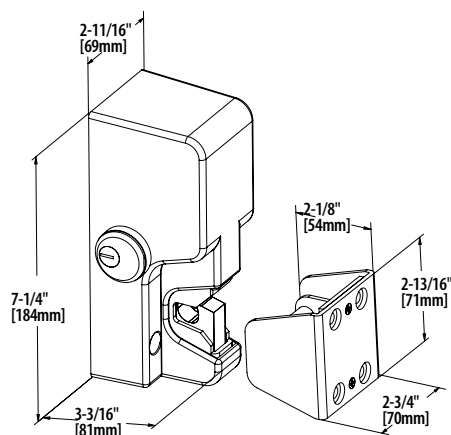
Electrical:
12 Volts Initial (Peak): (~1.0 sec.) at 870 mA - Reduced: 290 mA Power Consumption: 3.5 Watts

24 Volts Initial (Peak): (~1.0 sec.) at 720 mA - Reduced: 170 mA Power Consumption: 4.1 Watts

Operating temperature:
-58 to +167F [-50 to +75C]
Indoor or outdoor use

Shipping Weight:
6 lbs [2.72kg]

Finishes:
Black Finish



Mortise Spacer Guide

Cylinder Length	Spacer Required
1"	1/4"
1-1/8"	3/8"
1-1/4"	1/2"



MAGNACARE WARRANTY

GL1

2,000 lbs Holding Force Gate Lock

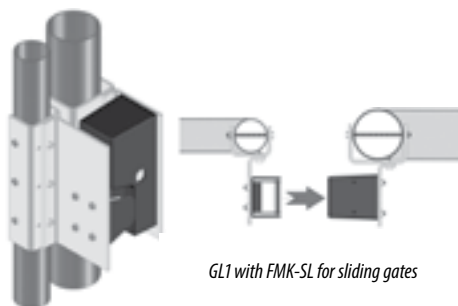
Electromechanical Gate Lock Solution Offers One Ton of Holding Power

The heavy duty GL1 Electromechanical Gate Lock provides weather-resistant access control for a wide range of gate applications. The GL1 provides 2,000 lbs of holding force for electrical and manually operated indoor or outdoor gates where preload is a concern. Ideal for swinging or sliding vehicle, pedestrian, or stock gate access control.

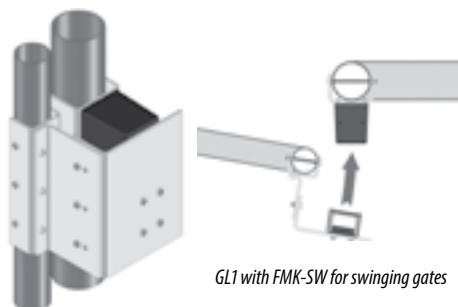
MODELS

PART # | Description

GL1-FL	Gate Lock, 12/24 VDC, Standard Fail Locked (Fail Secure)
GL1-FS	Gate Lock, 12/24 VDC, Standard Fail Safe
GL1-FLM	Gate Lock, 12/24 VDC, Fail Locked Monitored (Fail Secure)
GL1-FSM	Gate Lock, 12/24 VDC, Fail Safe Monitored
GMC	Gate Lock Mortise Cylinder for use with FL models only



GL1 with FMK-SL for sliding gates



GL1 with FMK-SW for swinging gates



DUAL VOLTAGE

SECURITRON
ASSA ABLOY