


VON DUPRIN®

Delayed egress systems

CHEXIT, RCM & DE5300



Overview

The Von Duprin® CHEXIT is a delayed egress option available on all 98/99, XP98/99 and 33A/35A series exit devices. It is commonly used in behavioral health, memory care, and maternity applications to prevent patient abduction or elopement and in retail stores for asset protection. All control inputs, auxiliary locking, local alarm and remote signaling outputs are self-contained. The CHEXIT can easily be integrated with access control, fire prevention and infant protection systems.

The standard CHEXIT device sounds an alarm and keeps the door secured for 15 seconds following an exit attempt with immediate release upon fire alarm. Numerous configurable settings allow the CHEXIT to be customized based on specific application or code requirements.

Recently updated, the improved design of the CHEXIT makes installation and maintenance easier. The new motor driven blocking actuator is quiet and energy efficient, with an input current of only 1.25 amps and wire run up to 500 feet from the power transfer to power supply (14 AWG). Additional options were added including indefinite release delay to address 2015 IBC requirements for controlled egress.

The Remote CHEXIT Module (RCM) provides the same functionality for smaller door sizes by placing electronic components in a control box. Likewise, the DE5300 utilizes a control box, RX-LX low current request to exit panic device and a Schlage direct hold electromagnetic lock.

Features and benefits

- Available on all 98/99, XP98/99 and 33A/35A series exit devices
- Redesigned for easy and cost effective installation and maintenance
- Motor driven blocking actuator provides quiet and energy efficient operation
- Flexible field configurable functions, including: nuisance delay 0, 1, 2 or 3 seconds, audio sound level high/low, power up setting armed/disarmed
- Trim actuator/input for outside trim connection with selectable fail safe/secure setting
- Secure status relay output
- RCM and DE5300 available to accommodate a variety of door configurations and applications
- UL 294 Listed and meets 2015 IBC 1010.1.9.7 Delayed Egress and 1010.1.9.6 Controlled Egress and NFPA 7.2.1.6 Special Locking Arrangements

(with motor driven blocking actuator)

Available for 33A/35A, 98/99 and XP98/99 Series devices

The Von Duprin CHEXIT device is designed for controlled egress applications. It is UL 294 listed and meets 2015 International Building Code (IBC) sections 1010.1.9.7 Delayed Egress and 1010.1.9.6 Controlled Egress and National Fire Protection Associations (NFPA) sections 7.2.1.6 Special Locking Arrangements. All control inputs, auxiliary locking, local alarm and remote signaling outputs are self-contained in the CHEXIT assembly. Numerous configurable options allow the device to be customized for the specific code or application requirements. The standard CHEXIT device sounds an alarm and keeps the door secured for 15 seconds following an exit attempt with immediate release upon fire. Included with each device is a 6" x 20" decal for application on the door reading "PUSH UNTIL ALARM SOUNDS. DOOR CAN BE OPENED IN 15 SECONDS".

Minimum door opening sizes for CX devices

Consult factory for other size requirements.

Device	3' (914mm) Length	4' (1219mm) Length
CX33A/35A	2'10 3/4" (883mm)	3'4 3/4" (1035mm)
CX3327A/3327A-F/3527A/3527A-F	2'10 1/4" (870mm)	3'4 1/4" (1022mm)
CX3347A/3347A-F/3547A/3547A-F	2'10 1/4" (870mm)	3'4 1/4" (1022mm)
CX3348A/3348A-F/3548A/3548A-F	2'10 1/4" (870mm)	3'4 1/4" (1022mm)
CX3349A/3349A-F/3549A/3549A-F	2'10 1/4" (870mm)	3'4 1/4" (1022mm)
CX3350/3350WDC-F/ 3550/3550WDC-F	2'10 1/4" (870mm)	3'4 1/4" (1022mm)
CX98/98-F/99/99-F	2'10 3/4" (883mm)	3'4 3/4" (1035mm)
CX-XP98/XP98-F/XP99/XP99-F	2'10 3/4" (883mm)	3'4 3/4" (1035mm)
CX9827/9827-F/9927/9927-F	2'10 1/4" (870mm)	3'4 1/4" (1022mm)
CX9847/9847-F/9947/9947-F	2'10 1/4" (870mm)	3'4 1/4" (1022mm)
CX9848/9848-F/9948/9948-F	2'10 1/4" (870mm)	3'4 1/4" (1022mm)
CX9849/9849-F/9949/9949-F	2'10 1/4" (870mm)	3'4 1/4" (1022mm)
CX9850/9850WDC-F/ 9950/9950WDC-F	2'10 1/4" (870mm)	3'4 1/4" (1022mm)
CX9857/9857-F/9957/9957-F	2'10 1/4" (870mm)	3'4 1/4" (1022mm)
CX9875/9875-F/9975/9975-F	2'10 1/4" (870mm)	3'4 1/4" (1022mm)

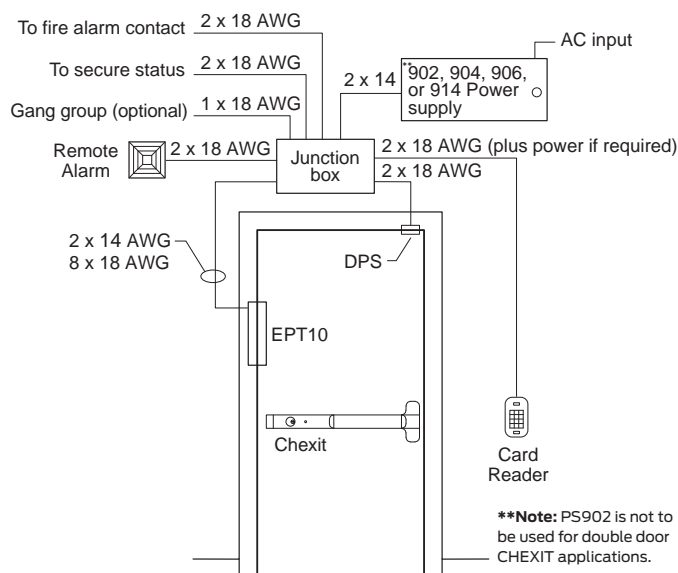


Figure 1. Riser Diagram, Single Door

Electrical specifications

Specifications / Power requirements*

Input voltage – 24VDC
Input current inrush – 1.25A
Input current holding – 390mA
Alarm relay and Secure relay contact ratings – 24VDC, 1A
Fire alarm, Inhibit and Door position switch inputs require normally closed dry contacts.

Power supply information for CX devices with motor driven blocking actuator*:

Power supply	Maximum number of devices*
PS902 (up to 2 amps)	1 CHExIT device
PS904 (up to 4 amps)	3 CHExIT devices
PS906 (up to 6 amps)	4 CHExIT devices
PS914 (up to 4 amps)	4 CHExIT devices

When powering multiple components, verify that the amperage requirements of all components combined does not exceed the power supply output rating. Consult Installation Instructions for proper wire gauge and wire run requirements. Exceeding the recommended devices and/or not following Installation Instructions may void your warranty. For more information call Customer Care at 877-671-7011.

How to order*

1. Prefix product description number "CX". Ex: CX99L
2. Specify option. Ex: CX-RCM or CD-CX
3. Door size other than 3' (914mm).
4. Door thickness other than 1 3/4" (45mm).
5. Finish.
6. Handing, LHR or RHR. Required with "CD" option.

*Note: The information listed in these pages reference the power supply and operating requirements for the redesigned CHEXIT with motor driven blocking actuator that launched August 24, 2015. For information on devices built previous to August 24, 2015, please contact Customer Care at 877-671-7011.

RCM Remote Chexit Module

Designed to provide the concept of the Chexit delayed exit system for door sizes smaller than the standard device can accommodate. The Chexit module is installed in a control box and mounted in a remote location. Features and functions of the standard Chexit exit device are available on the RCM.

Minimum door opening sizes for RCM devices

Consult factory for other size requirements.

Device	3' (914mm) Length	4' (1219mm) Length
CX-RCM33A/35A	2'5" (737mm)	2'11" (889mm)
CX-RCM3327A/3327A-F /3527A/3527A-F	2'4 1/2" (724mm)	2'10 1/2" (876mm)
CX-RCM3347A/3347A-F /3547A/3547A-F	2'4 1/2" (724mm)	2'10 1/2" (876mm)
CX-RCM3348A/3348A-F /3548A/3548A-F	2'4 1/2" (724mm)	2'10 1/2" (876mm)
CX-RCM3349A/3349A-F /3549A/3549A-F	2'4 1/2" (724mm)	2'10 1/2" (876mm)
CX3350/3350WDC-F/ 3550/3550WDC-F	2'4 1/2" (724mm)	2'10 1/2" (876mm)
CX-RCM 98/98-F/99/99-F	2'5" (737mm)	2'11" (889mm)
CX-RCM XP98/XP98-F/XP99/ XP99-F	2'5" (737mm)	2'11" (889mm)
CX-RCM 9827/9827-F/ 9927/9927-F	2'4 1/2" (724mm)	2'10 1/2" (876mm)
CX-RCM 9847/9847-F/9947/9947-F	2'4 1/2" (724mm)	2'10 1/2" (876mm)
CX-RCM 9848/9848-F/9948/9948-F	2'4 1/2" (724mm)	2'10 1/2" (876mm)
CX-RCM 9849/9849-F/9949/9949-F	2'4 1/2" (724mm)	2'10 1/2" (876mm)
CX-RCM 9850/9850WDC-F/ 9950/9950WDC-F	2'4 1/2" (724mm)	2'10 1/2" (876mm)
CX-RCM 9857/9857-F/9957/9957-F	2'4 1/2" (724mm)	2'10 1/2" (876mm)
CX-RCM 9875/9875-F/9975/9975-F	2'5 1/2" (743mm)	2'11 1/2" (902mm)

Specifications / Power requirements*

Size – 3.75" x 5.57" x 2.50"

Input voltage – 24VDC

Input current inrush – 1.25A

Input current holding – 390mA

Alarm relay and Secure relay contact ratings – 24VDC, 1A

Fire alarm, Inhibit and Door position switch inputs require normally closed dry contacts.

How to order

See Chexit "How to order" on previous page.

*Note: The information listed in these pages reference the power supply and operating requirements for the redesigned RCM modules with motor driven blocking actuator that launched August 24, 2015. For information on devices built previous to August 24, 2015, please contact Customer Care at 877-671-7011.

DE5300 Delayed Egress System

DE5300 Delayed Egress System — Designed for controlled egress applications when used in conjunction with a magnetic lock. It meets both life safety and security needs, as well as the requirements of NFPA for "Special Locking Arrangement" and IBC "Special Egress-Control Devices". All control units, auxiliary locking, local alarm and remote signaling outputs are self-contained in the DE5300 assembly.

The DE5300 is commonly used on narrow stile doors where a standard or narrow stile Chexit is not practical. DE5300 Delayed Exit System uses a Chexit logic board and a Von Duprin RX-LC (low current request to exit) panic device to control a Schlage Electronics Direct Hold Magnetic Lock.

The Chexit module for the DE5300 is installed in a control box and mounted in the wall adjacent to the door. Features and functions of the standard Chexit exit device are available on the DE5300.

Specifications / Power requirements*

Size – 3.75" x 5.57" x 2.50"

Input voltage – 24VDC

Input current – 1A

Alarm relay and Secure relay contact ratings – 24VDC, 1A

Fire alarm, Inhibit and Door position switch inputs require normally closed dry contacts.

How to order

1. DE5300
2. M420/P, M450/P, or M490/P magnetic lock
(order direct from Schlage Electronics).
3. RX-LC 22/33A/35A/98/99 device.
4. PS900 Series
5. EPT-2/10

CHEXIT, Remote Chexit Module (RCM) and DE5300 features

The Chexit, RCM and DE5300 devices have several features and options available to fit your needs.

Inputs & Outputs

Fire Alarm Input

Releases the door immediately upon a fire alarm allowing immediate egress. The Internal Alarm can be silenced during a fire input via an onboard switch setting.

Inhibit Input (Access Control)

Optional input provides authorized egress or entry when the device is Armed using an external card reader, Key Switch, etc. Also allows remote reset of the Chexit, RCM or DE5300 in an alarmed condition. The ability to reset alarms with the inhibit input can be disabled via an onboard switch setting.

Door Position Switch Input

An optional DPS can provide door position status additional security, ensuring that the door is closed, and can cause alarm when the door is left or forced open.

Gang Bus

The Gang bus allows a device to signal other Chexit, RCM or DE5300 devices when it enters the Release Delay, allowing multiple doors to release at the same time in an emergency. Up to 8 devices may be connected to the Gang Bus.

Alarm Relay Contacts

Control a Remote Alarm, such as a horn or lamp, or signal an external monitor. The contacts can be configured with a jumper as Normally Open or Normally Closed, and become active upon entering an alarmed condition.

Secure Relay Contacts

Signal an external monitor. The contacts can be configured as Normally Open or Normally Closed with a jumper, and become active when the DPS indicates the door is closed and the Push Pad is locked.

Delays

Release Delay

When the Push Pad is actuated and the Nuisance Delay expires, the device enters the Release Delay with alarm. During the Release Delay, the Internal Alarm sounds, the Alarm Relay activates, and the device remains locked for 15 seconds (less any time already elapsed during the Nuisance Delay). Once started, the Release Delay sequence will not stop and the devices will unlock.

Nuisance Delay

The Nuisance Delay is the brief time a Push Pad can be accidentally actuated before the Release Delay sequence starts. If the Nuisance Time is set to 0 seconds the device will enter Release Delay as soon as the Push Pad is actuated (when armed). Setting the Nuisance Time to 1, 2, or 3 seconds allows the Push Pad to be pressed for 1 to 3 seconds before the device goes into Release Delay. If the Nuisance Audio and Nuisance Delay are both on, the Internal Alarm will pulse during the Nuisance Delay. The Alarm Relay does not activate during the Nuisance Delay. If the Push Pad is released before the Nuisance Delay expires, the device will remain armed.

Rearm Delay

The amount of time after the Key Switch or Inhibit Input is deactivated to when the device rearms. It is designed to give someone time to pass through the door before rearming occurs. The Rearm Time can be changed via the onboard switch settings from 0 and 28 seconds in 2 second increments. If the Rearm Time is set to 30 seconds and a DPS is used, if the door is opened and the Rearm Time expires, there will be no alarm. The device will rearm after the door is closed. If the door never opens, the device will rearm after 30 seconds. If not using a DPS, the device will always rearm in 30 seconds.

DPS Delay

If the DPS detects that the door closed during the Rearm Delay, the device ends the Rearm Delay and allows 2 seconds for the latch to clear the strike before rearming.

Interface

Key Switch

Provides the means to Arm or Disarm/Reset the device. Turning the Key Switch clockwise initiates the Rearm Delay, and turning the Key Switch counter-clockwise Disarms/Resets the device. The Key Switch allows the key to be removed in either the Arm or the Disarm/Reset position.

Status Indicator

The red Status Indicator flashes slow if the device is armed, flashes fast in an alarmed mode, is off when inhibited and on solid during Rearm Delay.

Internal Alarm

The Internal Alarm sounds continuously during and after a fire alarm or a Release Delay, pulses fast during the Nuisance Delay or a tamper and pulses slow during Disarmed Powerup mode.

Settings

Armed Powerup

When set to OFF, a power disruption and power return will put the device in a disarmed, unlocked alarm mode.

Trim Fail Safe / Fail Secure (FS/FSE)

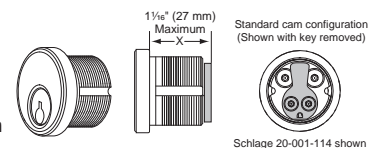
The trim input power can be set to FS (Fail Safe; locked when energized, unlocked when deenergized or during power failure) or FSE (Fail Secure; unlocked when energized, locked when deenergized or during power failure). The trim must be bought or modified to physically function as FS or FSE. This on board setting only selects the trim input power.

Options

Cylinder dogging — Special center case cylinder dogging option is available to allow push/pull operation of the Chexit, when disarmed and used in a heavy traffic area. Prefix device with "CD" and specify handing.

Cylinders — Cylinders are not furnished with the Chexit, RCM or DE5300 devices and must be specified when ordering. Use 11/4" mortise cylinder with compression ring K510-406 with straight cam and orient cam as shown. Schlage cylinder 20-001-114 recommended for the device and the CD cylinder dogging option.

See Schlage Pricebook for additional information.



About Allegion

Allegion (NYSE: ALLE) is a global pioneer in safety and security, with leading brands like CISA®, Interflex®, LCN®, Schlage® and Von Duprin®. Focusing on security around the door and adjacent areas, Allegion produces a range of solutions for homes, businesses, schools and other institutions. Allegion is a \$2 billion company, with products sold in almost 130 countries. For more, visit www.allegion.com.