

## Features:

- 24bit-192kHz Wi-Fi streamer
- Easy to use i East play app for IOS & Android
- Stream CD quality music from phones/tablets & computers
- Uninterrupted audio with phone calls or games
- Control up to eight M20 streamers from one device
- Multi-room streaming or all zone streaming
- Left/right or stereo speaker selection
- Stream music from all the most popular - streaming services
- Direct or wireless LAN connection
- Set up playlists, sleep timers or alarms
- Virtual tuner with 1000's of internet radio stations
- Perfect for any commercial or residential - audio system



## Specifications:

- Input: WiFi
- Output: 3.5mm stereo / SPDIF optical
- Operating Temperature: -5C to +40C
- Wireless: supports 802.11 a/b/g/n standards
- Wired: RJ45 (Ethernet)
- WiFi speed: 150Mbps (max)
- Operating frequency: 2.4 GHz
- S/N ratio: 95dB
- 24bit-192kHz Sabre DAC
- Antenna gain: 3 dB
- Power supply: 5V 1A

## Included:

- 5V 1A power supply
- 3.5mm – 3.5mm stereo audio cable
- 3.5mm – dual RCA stereo audio cable
- Wi-Fi antenna
- Manual

## Dimensions:

- Dimensions-(LxWxH): 100x79x21mm(including antenna)
- Weight: 0.895Lb 460g



**All logos are the property of their respective owners**


Specifications are subject to change without notice [www.factorelectronics.com](http://www.factorelectronics.com)

## Operation:

1. Download the i East Sound Stream app from iTunes or Google Play.
2. Connect the M-20 to your sound system using the audio cables that are included with your M-20.
3. Open the Sound Stream app on your device. The M-20 provides voice audio instructions played through your sound system so please make sure your sound is turned on.
4. The M-20 will automatically find your wireless network and request a password. Type your password into the prompt box provided on your phone or device.
5. Press the WPS button on the side of your M-20.
6. The M-20 will provide a voice prompt "connected to wireless network" when your connection is complete.
7. Start streaming music directly from your music library or from one of the many streaming services where you hold a valid subscription.



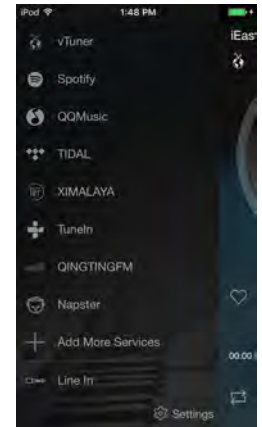
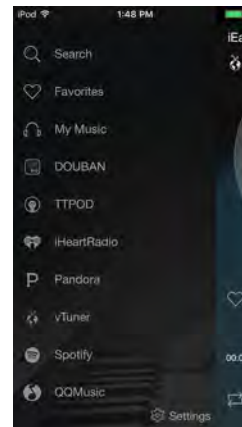
Open the Sound Stream app



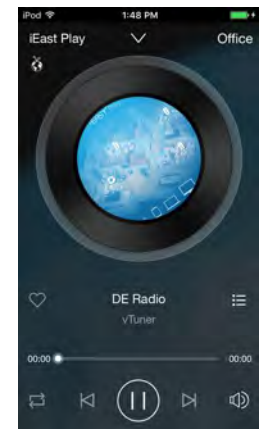
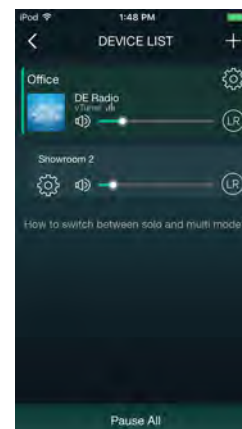
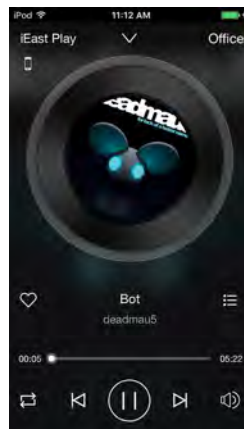
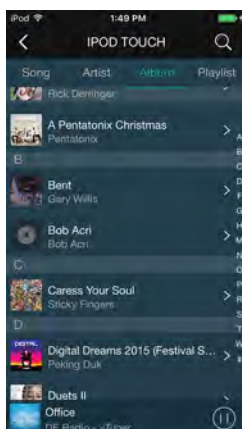
Press the WPS button



Play music from your library or from music streaming services



Select music from songs, albums, artists or create your own playlist. Your album art is displayed onscreen. Select the V-tuner for 1000's of radio stations in practically any genera. Enjoy ultra hi-fidelity music anywhere



**All logos, songs and images are the property of their respective owners**

Specifications are subject to change without notice [www.factorelectronics.com](http://www.factorelectronics.com)