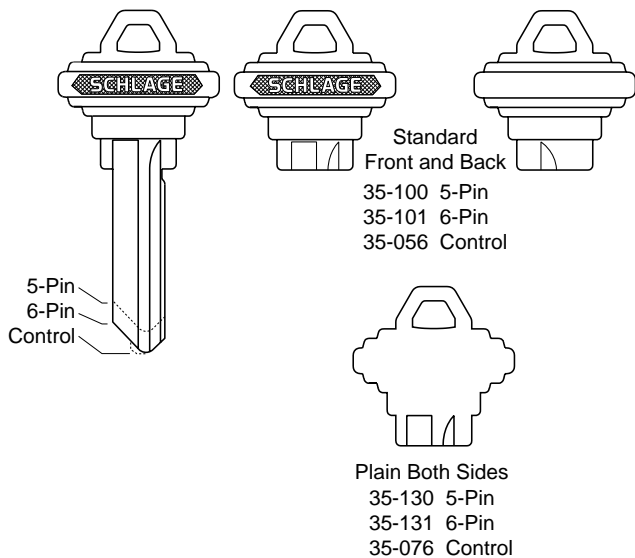


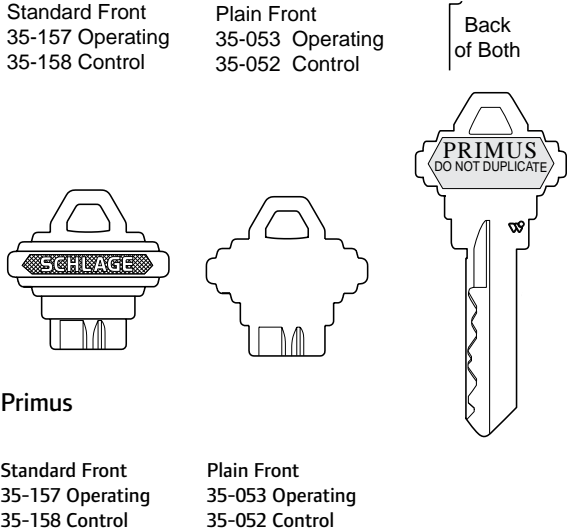
Classic

Numbers shown are for key blanks. For cut keys, change “35” prefix to “48” for change keys and “49” for master keys. Suffix key section, e.g. 35-101 E. See facing page for available key sections.

Conventional



Primus XP

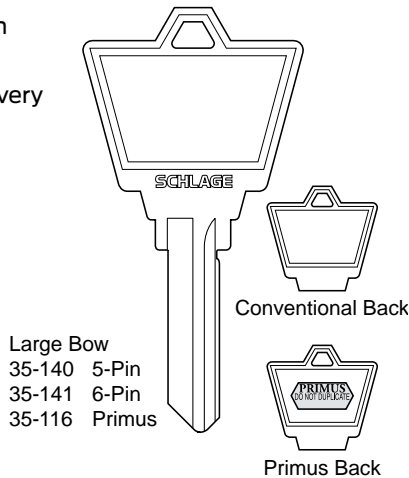


Standard bow

To order conventional key blanks with DO NOT DUPLICATE, specify XQ06-878. Specify plain bow keys for applications when keys must be stamped with additional information such as special die stamps, serial numbering, etc.

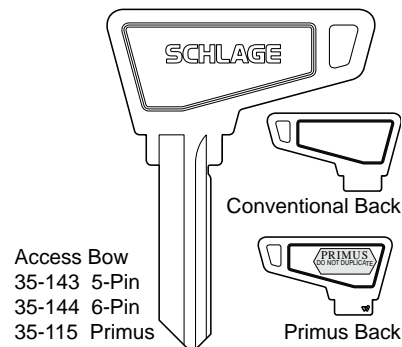
Large bow

Ideal for special keys which must be visibly distinctive within a key system, or for very specialized marking.



Access bow

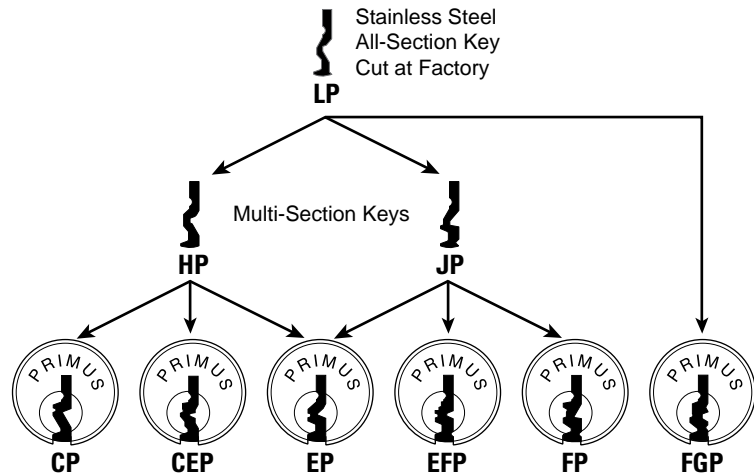
Conforms to California Title 24 for handicap access.



Specify control keys in architectural specifications and on purchase orders.

The classic keyway family

Obverse keyways for
Classic Primus XP
cylinders levels 1 through 4



Obverse keyways for
classic conventional
cylinders

