

# EVID S44



- A complete matched background/foreground music speaker solution.
- Large 8-inch (200 mm) woofer transducer for substantial low frequency output.
- Direct connection of satellites to subwoofer — simplifies installation wiring.
- Mounting brackets with wide range of motion for surface mount satellites provide easy and secure mounting of speaker to wall.
- Convenient detachable phoenix style signal connections speed up installation time.



The EVID Compact Sound Speaker System is a very compact full-range loudspeaker ideal for applications requiring high-quality sound. Its shape flexibility and size make it nearly invisible for use in background/foreground music systems for restaurants, bars, patios, retail, and other applications. The system consists of a high performance 8-inch subwoofer module with a crossover network to support the included four (4) 2-inch satellite speakers. The system provides for easy signal connections at the subwoofer and can support either 4/8 ohm or 70/100v signal connections. Its high power handling allows the system to be used in a wide variety of environments and spaces to provide high quality background or foreground music.

## Technical specifications

	EVID 2.1	EVID 40S
Frequency Response (-10 dB):	180 Hz - 20 kHz <sup>1</sup>	42 Hz - 300 Hz <sup>1</sup>
Power Handling:	30 W <sup>2</sup>	200 W <sup>2</sup>
Sensitivity:	84 dB <sup>1</sup>	88 dB <sup>1</sup>
Impedance:	16 ohms	Dual 8 ohm / mono 4 ohm
Maximum SPL:	100 dB <sup>1</sup>	114 dB <sup>1</sup>
Voice Coverage (H x V):	150° x 150° <sup>3</sup>	Omnidirectional

	EVID 2.1	EVID 40S
Music Program Coverage (H x V):	100° x 100° <sup>4</sup>	Omnidirectional
Transducer:	50 mm (1.97 in)	200 mm (7.87 in)
Bracket Adjustment Range (H x V):	160° x 60°	Fixed
Connectors:	Phoenix (2-pin)	Phoenix (2-pin)
Enclosure:	ABS (fire rated)	Wood (MDF)
Transformer Taps:	NA	100 W, 50 W, 25 W, 12.5 W
Dimensions (H x W x D):	115 mm x 85 mm x 95 mm (4.53 in x 3.35 in x 3.75 in)	400 mm x 400 mm x 230 mm (15.75 in x 15.75 in x 9.06 in)
Net Weight: (each)	0.5 kg (1.1 lb)	12.05 kg (26.55 lb)
Shipping Weight:	1 sub and 4 satellites: 18.26 kg (40.25 lb)	
Included Accessories:	Wall bracket; hex wrench	Wall bracket; hex wrench

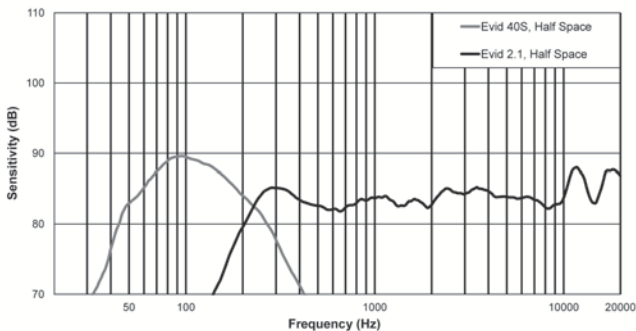
1. Half space (wall mounting).
2. Long Term Program Rating, 3 dB greater than continuous noise pink noise rating.
3. Average 1 kHz – 4 kHz.
4. Average 1 kHz – 8 kHz.

System overview

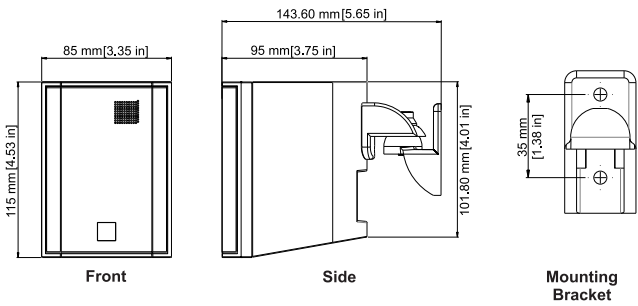
Architecture and Engineering Specifications:

The loudspeaker system shall be a two-way design consisting of a separate subwoofer containing one 8-inch (200 mm) low-frequency transducer, (4) satellites consisting of 2 inch (50 mm) high-frequency transducers, and frequency-dividing network installed in the vented subwoofer enclosure. All input and output signal connections shall be made at the subwoofer. All signal connections for the subwoofer and satellite speakers shall be made using phoenix style connectors. The system shall be operable either in stereo or monaural mode when powered with a 4/8 low impedance amplified source. The system shall be capable of operating up to 100 watts when driven with a 100V or 70V amplified source signal. The loudspeaker system shall meet the following performance criteria: Power handling, 200 watts of Long Term Program Rating; Frequency response, 42 Hz – 20 kHz (-10 dB from rated sensitivity); Impedance, 8 ohms nominal in stereo mode, 4 ohms nominal in mono mode. The high frequency transducer in the satellites speakers shall provide even coverage of a minimum 100° horizontally by 100° vertically averaged over a frequency range of 1-8 kHz and a minimum 150° horizontally by 150° vertically averaged over a frequency range of 1-4 kHz. The subwoofer enclosure shall be constructed of MDF with a vinyl wrapped exterior. The satellite speakers shall be constructed of fire rated ABS. The subwoofer enclosure shall be 15.75 inch (400 mm) high, 15.75 inch (400 mm) wide, and 9.06 inch (230 mm) deep. The satellite loudspeakers shall be adjustable over a range of 160° horizontally and 60° vertically. The support bracket shall be low profile and fully detachable from the enclosure. The surface mount loudspeaker system shall be the EVID S44 or the EVID S44W models made by Electro-Voice.

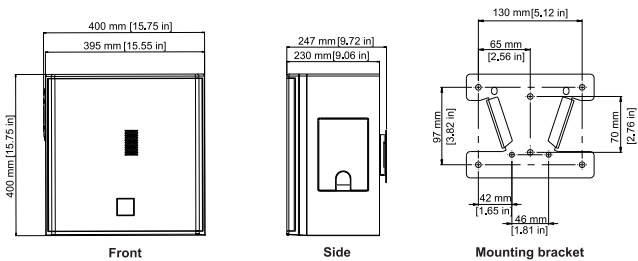
Frequency Response:



Dimensions:



Dimensions EVID-2.1 and mounting bracket



Dimensions EVID-40S and mounting bracket

Notice!

The mounting bracket dimension drawings are not to scale. Drawing sizes increased for readability.

Parts included

Quantity	Description
2	Surface mount satellite speakers
2	Wall brackets
2	Speaker brackets
1	Data sheet
2	M6 hex drive pan-head screws
4	M5 pan-head screws
2	Screw sockets
1	Hex wrench
* Surface mount satellite speaker (1 box)	
Quantity	Description
1	Surface mount subwoofer
1	Wall bracket, assembled in box
1	Installation manual
4	M6 hex drive pan-head screws