

## T8800 Temperature Sensor



**T8800**



**T8800 Remote Probe**



**T8800R**

- Low Cost
- Non-Volatile Memory
- Single Sensor or a Remote Probe up to 500'
- Min - Max Temperature Range No Probe -  
-10°F to 176°F
- Min - Max Temperature Range With Probe -  
-40°F to 185°F
- Operates with 7.5 VDC minimum to 15 VDC maximum

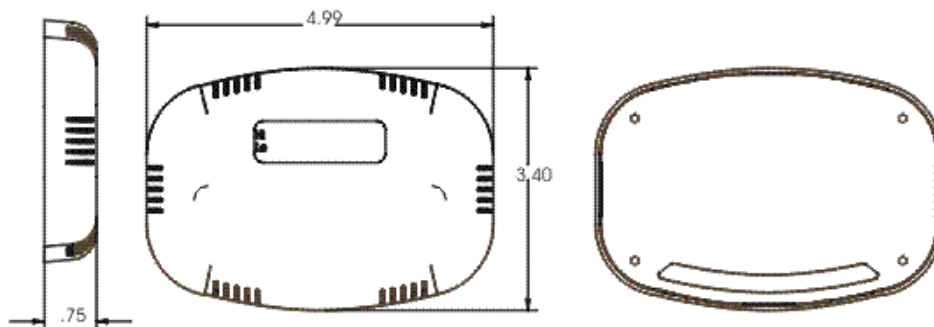
Part Numbers:

T8800 On Board Sensor

T8800R With Remote Probe

T88R Replacement Probe

8065 RTD-12 Power Supply



**T8800**

# TEMPERATURE SENSOR

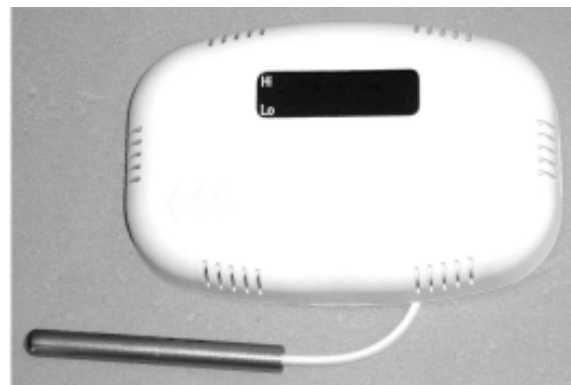


- ◆ Low Cost ◆ Non-Volatile Memory
- ◆ Two Versions: Single On Board Sensor or a Remote Probe up to 500'
- ◆ Programmable Hi & Low Alarms
- ◆ T8800R Probe Can Be Submerged In Liquid or Installed In A Freezer

## T8800 Series



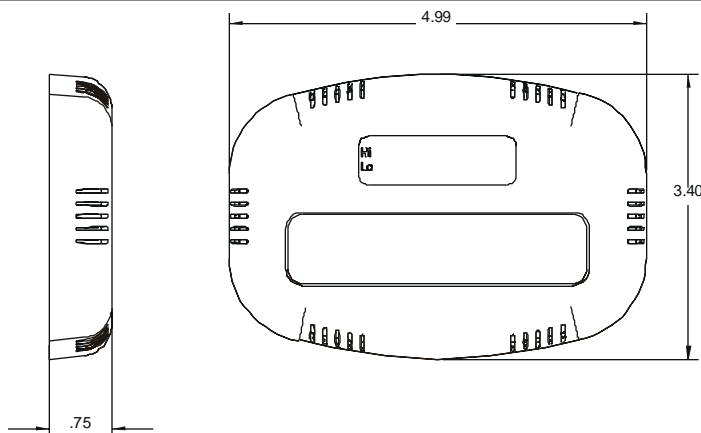
**T8800**



**T8800R**

### Part Numbers:

<b>T8800</b>	C Form Relay Output - On Board Sensor Only
<b>T8800R</b>	C Form Relay Output - With Remote Probe Only
<b>T88R</b>	Replacement Probe
<b>8065</b>	RTD-12 Power Supply



The T8800 from GRI is a single sensor programmable temperature monitoring security device. The T8800 has only one sensor. The single temperature sensor is housed in the appliance (T8800) or can be ordered with a connected remote probe (T8800R). The memory in the T8800 is non-volatile because all temp trip limits are set with a small screw driver. No typical software program is required. **Simple to set.**

Min — Max Temperature Range	No Probe	-23°C to 80°C (-10°F to 176°F)
Min — Max Temperature Range	With Probe	-40°C to 85°C (-40°F to 185°F)
Accuracy ± 2°F (1°C)		
Maximum distance for probe from T8800 with 22 AWG wire	500 Feet	
Operates with 10 VDC minimum to 15 VDC maximum		
65 Milliamps in Alarm		
55 Milliamps in Standby		

GEORGE RISK INDUSTRIES, INC.  
802 S. ELM  
KIMBALL, NE 69145



TOLL-FREE 1-800-445-5218  
TOLL-FREE 1-800-523-1227  
(308) 235-4645  
FAX (308) 235-3561  
E-MAIL: sales@grisk.com  
WEB SITE: www.grisk.com



# TEMPERATURE SENSOR

## Installation Procedure:

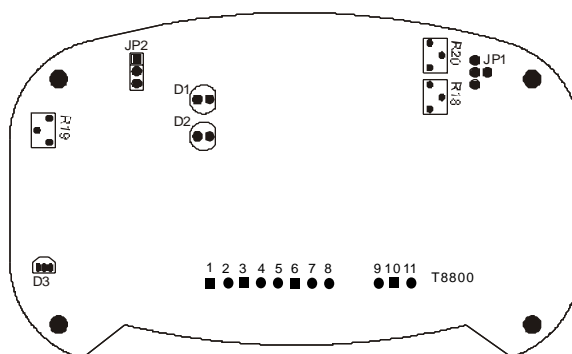
To open the T8800, insert a flat blade screwdriver between the cover and the back plate and twist the screwdriver to open the T8800. Mount the T8800 in the required location using the provided screws. Four holes have been pre-drilled on the back mounting plate for installation convenience. There also is a mounting pattern template provided with the printed instructions. Route wires to the device as necessary from behind the T8800. **REMEMBER!!!** It is important to avoid lights, motors, ballast transformers, fans and electromagnetic devices when routing and pulling wires to this device.

## T8800 Probe Connections:

- 1 - power (positive)
- 2 - power (negative)
- 3 - Relay Low Limit Common
- 4 - Relay Low Limit Opens on Alarm
- 5 - Relay Low Limit Closes on Alarm
- 6 - Relay High Limit Common
- 7 - Relay High Limit Opens on Alarm
- 8 - Relay High Limit Closes on Alarm
- 9 - Probe (green)
- 10 - Probe (black)
- 11 - Probe (red)

Only the Stainless Steel Probe can be submersed in a non-reactive liquid. We do not recommend submerging the wire.

See notes regarding compatible power supplies other than those supplied by GRI.



## Connection Description:

Connect DC power to terminals 1 (+) and 2 (-). Observe polarity. **WARNING.** If you are using a power supply other than the RTD/12 (GRI PN# 8065), be certain that the power is **regulated**. The use of unapproved power supplies will void the warranty. GRI's technical support team can provide information. Call 800-445-5218.

There are two (2) jumpers in the T8800. JP1 is used to direct programming to the high/low limits thresholds. JP2 converts the unit from Celsius to Fahrenheit. JP1 has multiple pins for the jumper during set up. With the center pin used as the center of a clock, place the jumper at 12 o'clock to adjust the High Limit. Place the jumper at 6 o'clock to adjust the Low Limit. Placing the jumper at the 3 o'clock position is for standard operating of the device.

There are three (3) adjustable pots (potentiometers) with the T8800. R19 on the far left side of the T8800 is used to adjust the temperature baseline for the unit. This control can be used to bring the T8800 in the same range of operation as other temperature sensors in the same room.

- R18 Low Limit adjustment.
- R19 Adjust/Calibrate Temperature Baseline.
- R20 High Limit adjustment.

## WARRANTY:

One year warranty against workmanship, material and factory defects

**CONTACT YOUR G.R.I. DISTRIBUTOR OR CALL:**

GEORGE RISK INDUSTRIES, INC.  
802 S. ELM  
KIMBALL, NE 69145

