

eXtreme® CAT 6A 110-Style Patch Panel

APPLICATION

Leviton's eXtreme CAT 6A Universal 110-Style UTP Patch Panels are designed for use with industry standard 19" racks & cabinets for Telecommunication Room and Data Center applications. The patch panels exceed all component performance requirements in the ratified TIA-568-B.2-10 standard for Augmented Category 6 (CAT 6A) from 1 MHz to 500 MHz to support the IEEE 802.3an standard for 10GBASE-T network performance. The patch panels feature industry standard 'in-line' IDCs and are component rated which provides greater CAT 6A performance margins in Link and Channel field testing.



SPECIFICATION

The UTP patch panels shall meet all requirements for Augmented Category 6 component performance as defined in TIA-568-B.2-10 and all channel performance requirements in ISO 11801 Class Ea and IEEE 802.3an for 10GBASE-T. The panels shall feature industry standard 'in-line' 110 IDCs and separated 6-pack IDC blocks. The 110 IDCs shall include conductor retention features and pair separation towers designed specifically for large conductor size in CAT 6A cable. The patch panels shall incorporate a triple-stage compensation design with integrated flexible circuit to enhance permanent link and channel performance. The panel circuit board design shall incorporate an isolation gap to minimize Alien Crosstalk. All terminations shall use 110-style insulation displacement connectors (IDC). The 110 IDCs connector housing shall provide a cutting ledge directly adjacent to the 110-style termination against which wires can be terminated and cut in one action by the installer. Patch panels shall be available in 24- and 48-port configurations in both flat and angled forms. Patch panels shall not require separate termination manager. Panels shall have a black painted finish with white silk-screened port numbers.

FEATURES

- Independently tested and verified by Intertek (ETL) for CAT 6A component performance
- Inline IDC field is consistent with existing 110-style panel designs
- Patent-pending triple-stage compensation design with integrated flexible circuit enhances link and channel performance
- Patent-pending isolation gap on circuit board minimizes alien crosstalk between ports
- Conductor retention feature holds individual conductors in place during termination
- Pair Separation Tower (PST) design facilitates separation of CAT 6A conductors
- Separated blocks provide room to work with larger CAT 6A cables and help to identify first pair position
- Terminates up to 50% faster than CAT 6A panels requiring additional termination manager
- Reversible card shows T568 A & B wiring schemes separately
- Industry standard port density: 24-port 1RU and 48-port 2RU
- Available in flat and angled styles
- IDC stuffer caps provide termination strain relief

DESIGN CONSIDERATIONS

- Mounts on 19" equipment racks
- Panel offered in 24- and 48-port configurations
- Pre-loaded with CAT 6A Modules
- Magnifying label holders adjacent to connectors

STANDARDS COMPLIANCE

- TIA 568-B.2-10 component requirements for connecting hardware from 1 MHz to 500 MHz
- ISO 11801 Class Ea
- IEEE 802.3an to support 10GBASE-T networks
- cULus listed

PHYSICAL SPECIFICATIONS

Dimensions: 24-port – 1RU (1.75"H x 19"W)
48-port – 2RU (3.50"H x 19"W)

Materials : 16 gauge steel, painted black, PCB and plastics components are UL94V-O

WARRANTY INFORMATION

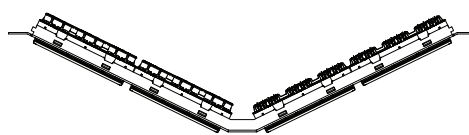
For a copy of Leviton product warranties, visit www.leviton.com.

ELECTRONIC FILES

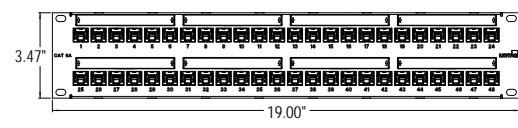
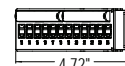
For CAD files, typical specs, or technical drawings (.DXF, .DWG), visit www.leviton.com.



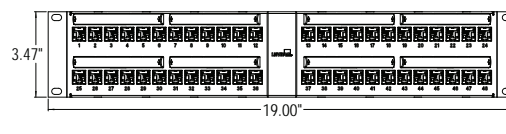
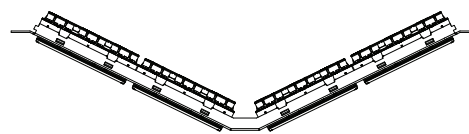
6A586-U24



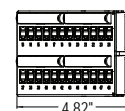
6A587-U24



6A586-U48



6A587-U48



TIA-568-B.2-10 CAT6A Parameter	Connecting Hardware Requirements* (dB)		
	@ 100MHz	@ 250MHz	@ 500MHz
Insertion Loss (IL)	0.20	0.32	0.45
Near-end Crosstalk (NEXT)	54.0	46.0	34.0
Far-end Crosstalk (FEXT)	43.1	35.1	29.1
Return Loss (RL)	28.0	20.0	14.0
Transverse Conversion Loss (TCL)	28.0	20.0	14.0
Transverse Conversion Transfer Loss (TCTL)	28.0	20.0	14.0
Power sum Alien Near-end Crosstalk (PSANEXT)	67.0	62.5	56.5
Power sum Alien Far-end Crosstalk (PSAFEXT)	67.0	59.0	53.0

***Notes:**

All requirements are minimum allowable except IL are maximum allowable.
 Connecting hardware shall meet requirements of all parameters from 1-500MHz.
 Values in above table are only at specific frequencies and are for reference only.

PART NUMBERS	
Description	Part No.
eXtreme CAT 6A 110-Style Patch Panel, Flat, 1RU, 24-Port, with cable management bar	6A586-U24
eXtreme CAT 6A 110-Style Patch Panel, Flat, 2RU, 48-Port, with cable management bar	6A586-U48
eXtreme CAT 6A 110-Style Patch Panel, Angled, 1RU, 24-Port	6A587-U24
eXtreme CAT 6A 110-Style Patch Panel, Angled, 2RU, 48-Port	6A587-U48

6A586-U24 6A586-U48

6A587-U24 6A587-U48

