

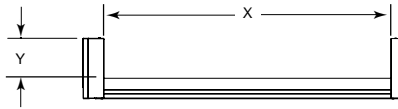
Cabinet Top Cable Routing System

specifications

The cabinet top cable routing system is a retrofit accessory that protects, routes, and manages large quantities of data cables into and out of Net-Access™ Cabinet. This versatile system can be installed day 2 and easily assembles and installs on the top of a Net-Access™ Cabinet and integrates with other cable pathways used throughout the data center. The 3" (75mm) bend radius into the cabinet opening optimizes the data transmissions and prevents kinking of cabling and improving network reliability. The 9 ¼" (235mm) high front fascia shroud and rear fascia cover plate allows up to a 6 1/4" (159mm) high fill area. 6 ½" (165mm) x 6 ½" (165mm) cutout allows access to the cabinet for power cords or cabling.



technical information



Cabinet Depth	Fill	"X"	"Y"	Area	Cat. 6A	Cat. 6
1070mm	40%	38.15	6.06	231.19	1225	1557
	50%	38.15	6.06	231.19	1531	1946
	60%	38.15	6.06	231.19	1837	2335
1200mm	40%	44.13	6.06	267.43	1417	1800
	50%	44.13	6.06	267.43	1771	2251
	60%	44.13	6.06	267.43	2125	2701

Material: Steel with durable polyester epoxy powder coat finish

Packaging: System ships unassembled, one per carton

key features and benefits

Retrofittable	System can be added to existing cabinets
9 ¼" (236mm) high front and rear walls	Contains high capacity cables and eliminates the need to lash bundles for faster installation: allows for attachment of end of row cap kit for end of row application
3" (75mm) bend radius control	Prevents cabling from physical damage improving network reliability
Decorative fascia	Compliments the cabinet aesthetics in design and finish and provides a near seamless appearance when attached to the cabinet at both the front and the back of the cabinet.
Large cable routing area	Maximizes space utilization above the cabinets eliminating the need for pathways above the cabinet
Bonding	When properly installed, cabinets and accessories are single-point bonded, providing a safe and reliable network while reducing installation costs
6 ½" x 6 ½" knockout	Allows easy access to the rear of the cabinet for cabling or power supply cords. Add cable protection bezel CTNBZL6X6 which provides a protective edge or Cool Boot® CTGN6X6 to seal the opening and minimize hot air bypass around cables
Integral dual mounting channels	Allows for quick attachment and positioning of divider walls to enhance cable management above the cabinet
Durable coating	Cabinets are powder coated in a durable, low maintenance polyester epoxy paint available in black (RAL9005), or white (RAL9003)

applications

The cabinet top cable routing system is a data center infrastructure pathway designed to route and manage high capacities of data cables directly over the Panduit® Net-Access™ Switch and Server Cabinets. Rugged construction ensures a solid pathway that supports and physically protects cables improving network reliability. The clean,

simple design complements Net-Access™ Cabinets providing greater data center aesthetics. It is optimized to support high performance data cables routed between the main distribution area (MDA), horizontal distribution area (HDA), and the equipment distribution area (EDA). Not compatible with VED cabinets.

PANDUIT®

SPECIFICATION SHEET

Cabinet Top Cable Routing System For Net-Access™ S-Type Cabinets

600mmWx1070mmD: STH61B

600mmWx1200mmD: STH62B

700mmWx1070mmD: STH71B

700mmWx1200mmD: STH72B

For Net-Access™ S-Type and N-Type Cabinets

800mmWx1070mmD: SNTH81B

800mmWx1200mmD: SNTH82B

Accessories

Divider wall with screws for 800mm wide cabinet: SN8TCDW

Divider wall with screws for 600mm and 700mm wide cabinet: SN7TCDW

End of row cap kit includes brackets and screws for 1070mm deep cabinet: SN1070CREC

End of row cap kit includes brackets and screws for 1200mm deep cabinet: SN1200CREC

Cool Boot® Cabinet Top Air Sealing Fitting: CTGN6X6

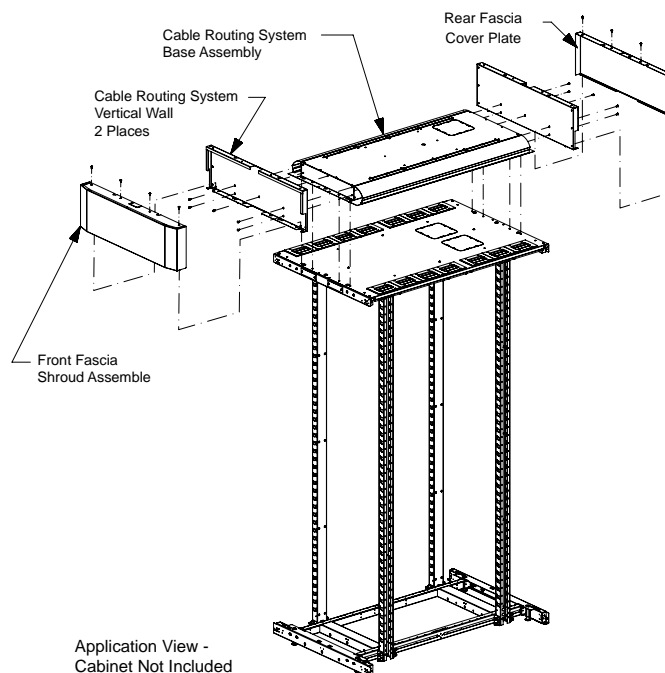
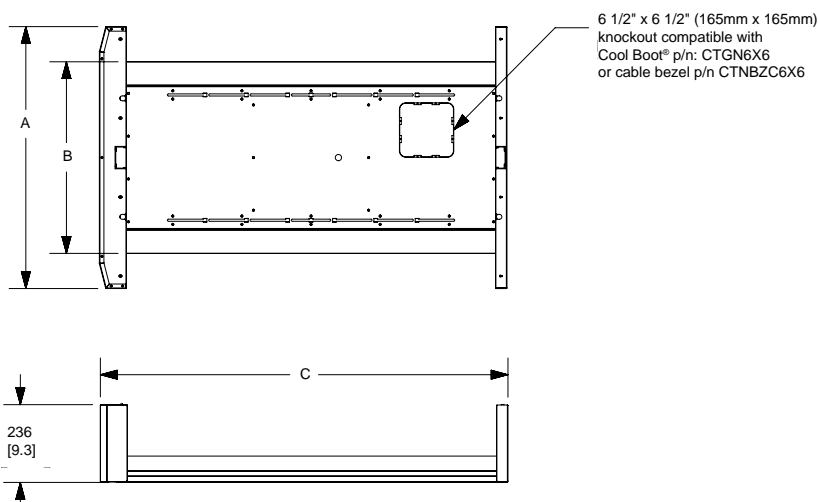
Cable Protection Bezel: CTNBZL6X6

For other color, replace suffix B (Black) with W (White).

Cabinet Top Cable Routing System

Part Number:	Cabinet Type	Cabinet Width (nominal)	Cabinet Depth (nominal)	A	B	C
STH61*	S-Type	600mm	1070mm	596 [23.5]	482 [19.0]	1086 [42.8]
STH62*	S-Type	600mm	1200mm	596 [23.5]	482 [19.0]	1238 [48.8]
STH71*	S-Type	700mm	1070mm	696 [27.4]	482 [19.0]	1086 [42.8]
STH72*	S-Type	700mm	1200mm	696 [27.4]	482 [19.0]	1238 [48.8]
SNTH81*	S-Type and N-Type	800mm	1070mm	796 [31.3]	582 [22.9]	1086 [42.8]
SNTH82*	S-Type and N-Type	800mm	1200mm	796 [31.3]	582 [22.9]	1238 [48.8]

*B=Black, W=White



Dimensions are in inches. (Dimensions in parentheses are in millimeters)

WORLDWIDE SUBSIDIARIES AND SALES OFFICES

PANDUIT CANADA
Markham, Ontario
cs-cdn@panduit.com
Phone: 800.777.3300

PANDUIT EUROPE LTD.
London, UK
cs-emea@panduit.com
Phone: 44.20.8601.7200

PANDUIT SINGAPORE PTE. LTD.
Republic of Singapore
cs-ap@panduit.com
Phone: 65.6305.7575

PANDUIT JAPAN
Tokyo, Japan
cs-japan@panduit.com
Phone: 81.3.6863.6000

PANDUIT LATIN AMERICA
Guadalajara, Mexico
cs-la@panduit.com
Phone: 52.33.3777.6000

PANDUIT AUSTRALIA PTY. LTD.
Victoria, Australia
cs-aus@panduit.com
Phone: 61.3.9794.9020

For a copy of Panduit product warranties, log on to www.panduit.com/warranty

PANDUIT®

For more information
Visit us at www.panduit.com
Contact Customer Service by email: cs@panduit.com
or by phone: 800.777.3300

©2016 Panduit Corp.
ALL RIGHTS RESERVED.
Printed in the U.S.A.
FBSP108--WW-ENG
2/2016