

specifications

Strain relief bars consist of a metal bar that mounts to the rear of a standard 19" rack or cabinet, behind a patch panel. These bars provide support and management of shielded or unshielded cables that are secured to the bar with cable ties or adjustable clips. Optional quick release brackets provide a means to remove the strain relief bar without the use of tools.



technical information

Mounting options: All strain relief bars and quick release brackets mount to standard 19" racks and cabinets

Packaging: #12 x 24 and M6 screws included

key features and benefits

Strain Relief Bar with Cable Tie Mounts (SRBCT)

Allows cables to be secured individually to the bar Provides strain relief to help maintain network integrity

Built-in cascade off the rear of the bar Provides a smooth contoured surface for cable routing and provides bend radius control to help maintain network integrity

Supports various cable sizes Offers flexibility by accommodating multiple sizes and shapes of copper, fibre, and coaxial cables

Strain Relief Bar with Clips: (SRBWCY)



12 integrated adjustable clips Allows management of individual cables for easy access and quick moves, adds, and changes; reduces time and cost associated with installation and maintenance for a low total cost of ownership


Organises cables for optimum finished appearance

Accommodates multiple sizes and shapes of copper, fibre, and coaxial cables for a wide variety of applications; 4mm to 8.5mm

Quick Release Brackets: (SRBBRKT)



Either strain relief bar accepts optional "Quick Release Brackets" Enables installed strain relief bar to be removed and re-installed without the use of tools for easy moves, adds, and changes (MACs)



applications

Strain relief bars are used to support and manage cables in telecommunications rooms. They provide strain relief, bend radius control, superior aesthetics and improve organisation and routing of cable. Strain relief bars can be used with 19" rack mountable *MINI-COM*™ Modular and Data Patch Panels. Each strain relief bar occupies one-third to two-thirds of a rack space and can secure and manage up to 24 cables in 1 RU. *PANDUIT* offers a full line of strain relief bars to fit a variety of applications offering end users flexibility and convenience to

prevent cable strain. Higher density applications may be addressed with *PANDUIT* strain relief bar manager (SRBM19BLY). An optional set of two-piece latching brackets (SRBBRKT) can be used to mount to a rack or behind a patch panel and create a force fit that enables the strain relief bar to be removed and re-installed with ease. Recommended for installations that require frequent MACs, as it enables temporary unobstructed access to modules.

www.panduit.com

Strain Relief Bars with Cable Management Features

Strain relief bar with cable tie mounts: SRBCT

Strain relief bar with clips: SRBWCY

MINI-COM™ Angled Flush Mount Modular Patch Panels

24 port angled: CPPA24FMWBLY

48 port angled: CPPA48FMWBLY

MINI-COM™ Flush Mount Modular Patch Panels

24 port: CPP24FMWBLY

48 port: CPP48FMWBLY

MINI-COM™ Angled All Metal Shielded Modular Patch Panels

24 port: CPA24BLY

48 port: CPA48BLY

72 port: CPA72BLY

MINI-COM™ All Metal Shielded Modular Patch Panels

16 port: CP16BLY

24 port: CP24BLY

24 port: CP24LGY

48 port: CP48BLY

Quick Release Brackets

Set of two: SRBBRKT

Strain Relief Bracket Kits (includes Quick Release Brackets)

With cable tie mounts: SRBBRCT-KIT

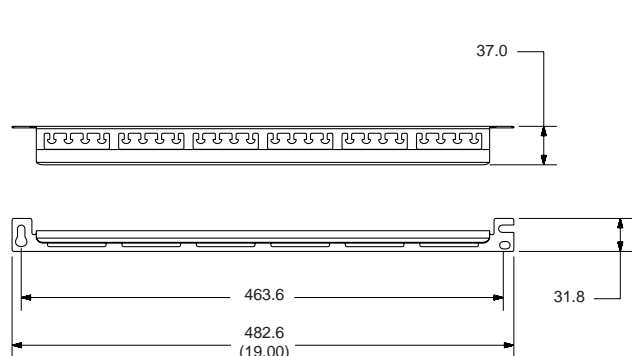
With clips: SRBBRWC-KIT

Strain Relief Bars and Quick Release Brackets

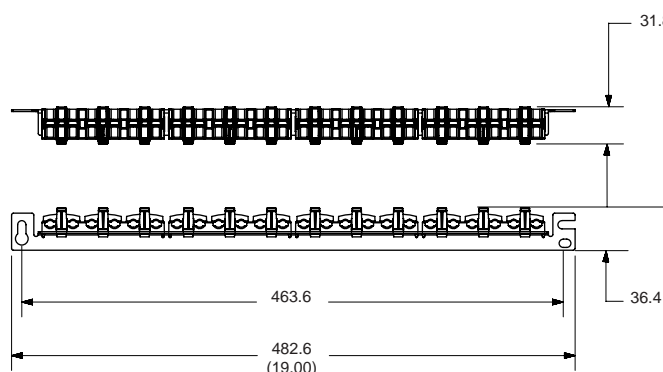
Strain Relief Bar Selector

Part Number	Patch Panel Density	Recommended Number of Cables	Cable Management Feature	Integrated Quick Release Mount	Minimum Order Qty.
Strain Relief Bars with Cable Management Features					
SRBCT	Standard Density	24	24 Individual cable tie barbs; 25 nylon cable ties included	Yes	1
SRBWCY	Standard Density	24	12 Integrated adjustable clips; 2 cables per clip	Yes	1
SRBM19BLY	Standard to High Density	Up to 72	6 <i>TAK-Ty™</i> Hook & Loop Strips; up to 12 cables per strip	Yes	1
Strain Relief Bars*					
SRB19BLY	Standard Density	24	N/A	N/A	1
SRBS19BL-XY	Standard Density	24	N/A	N/A	10

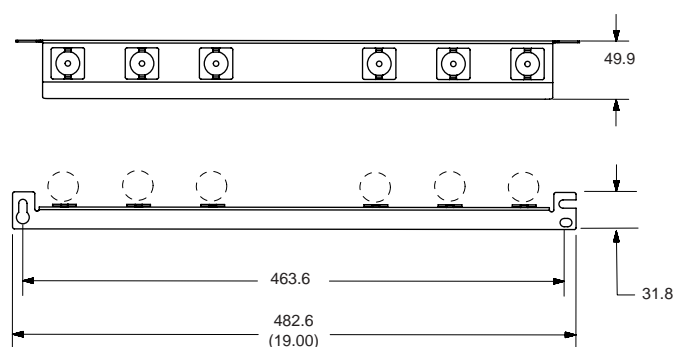
*SRB19BLY and SRBS19BL-XY are made of round bar stock to provide a simplified cable support device. Cables can be secured with a wide variety of available *PANDUIT* cable tie products.



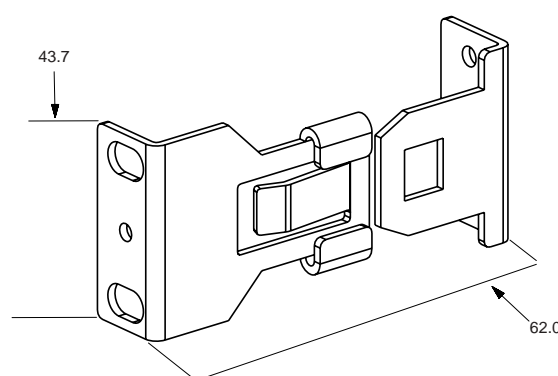
SRBCT



SRBWCY



SRBM19BLY



**SRBBRKT
(Set of two)**

Dimensions are in metric (dimensions in parentheses are inches).

WORLDWIDE SUBSIDIARIES AND SALES OFFICES

PANDUIT CANADA
Markham, Ontario
cs-cdn@panduit.com
Phone: 800.777.3300

PANDUIT EUROPE LTD.
London, UK
cs-emea@panduit.com
Phone: 44.20.8601.7200

PANDUIT SINGAPORE PTE. LTD.
Republic of Singapore
cs-ap@panduit.com
Phone: 65.6379.6700

PANDUIT JAPAN
Tokyo, Japan
cs-japan@panduit.com
Phone: 81.3.3767.7011

PANDUIT LATIN AMERICA
Jalisco, Mexico
cs-la@panduit.com
Phone: 52.333.777.6000

PANDUIT AUSTRALIA PTY. LTD.
Victoria, Australia
cs-aus@panduit.com
Phone: 61.3.9794.9020

For a copy of *PANDUIT* product warranties, log on to www.panduit.com/warranty



For more information

Visit us at www.panduit.com

Contact Customer Service by email: cs-emea@panduit.com
or by phone: +44(0)20 8601 7219 and reference OTSP05-GB

©2006 *PANDUIT* Corp.
ALL RIGHTS RESERVED.
WW-OTSP05-GB
9/2006