

**NEW!**  
more on  
reverse

# Recessed Power/Low Voltage TV Box™ KIT

*All You Need to Mount a Flat Screen TV Flush-to-the-Wall*



2-GANG  
TV BOX KIT  
TVBU505K

Arlington's recessed non-metallic combination power and low voltage TV BOX™ Kit includes all you need to mount a flat screen TV secure, and flush against a wall. The box offers power in *one side* and low voltage in *the other* for Class 2 wiring of satellite or cable TV, speakers and more.

The job looks great! Plugs and connectors stay inside this two-gang box; wires stay hidden behind the wall.

- For new construction or retrofit, in walls up to 1-1/2" thick
- Boxes screw-mount to stud in new construction – Mounting wings hold box securely against the wall in retrofit projects
- Kit includes non-metallic two-gang combination box with paintable white trim plate, brush-style cable entry device, two-gang decorator-style receptacle and wall plate, installation screws, and NM cable connector
- Cover available for unused box
- UL/CSA Listed



Box mounts  
to stud  
in New Construction



TVBU505K box  
in Retrofit project

*Power/Low Voltage  
TV Box Kit  
for New Work  
or Retrofit*

Patented.  
Other patents pending.

**A**    
**Arlington**

1 Stauffer Industrial Park  
Scranton, PA 18517  
**800/233.4717**  
**Fax 570/562.0646**  
**www.aifittings.com**

# Recessed Non-Metallic TV Box™ KIT

## Power/Low Voltage Combination Box for New Work or Retrofit

### RETROFIT - Two-gang TVBU505K




- 1 Use enclosure (*without trim plate*) as a template for opening. Cut 5-1/4" x 6" hole.



- 2 Cut drywall. Attach trim plate to box (screws supplied.) Pull wire/cables. Install assembly in hole.




- 3 Tighten mounting wing screws to pull the box securely against the wall.



### NEW CONSTRUCTION - Mounts to stud



- 1 Attach box to stud using supplied screws. Use tabs on box for proper positioning of box depth.



- 2 Positioning tabs are set for 1/2" and 5/8" drywall.  
Install NM cable connector.  
Pull wires.



- 3 After wall surface is installed, wire receptacle and low voltage devices. Attach trim plate (screws provided.) Tighten mounting wing screws – if desired – for added support.

### 2-GANG TV BOX KITS

CATALOG NUMBER	UPC/DCI/NAED MFG #01 8997	KIT DESCRIPTION 2-GANG NON-METALLIC BOX	UNIT PKG	STD PKG
TVBU505K	09682	Includes recessed combo box, paintable trim plate,	1	4
TVBU505KGC	09683	brush-style cable entry device, two-gang decorator style receptacle and wall plate, installation screws, NM cable connector	1	4

**NEW!**



### Try these other great combination boxes


#### BOXES & COVERS

CATALOG NUMBER	UPC/DCI/NAED MFG #01 8997	BOX DESCRIPTION NON-METALLIC Power/Low Voltage TV BOX with white non-metallic trim plate	UNIT PKG	STD PKG
TVBU505	09680	Two-gang NON-METALLIC Box	1	4
TVBU507	09661	Three-gang NON-METALLIC Box	1	4
TVB613	09630	Four-gang NON-METALLIC Box	1	1

Canada orders ship with ground clip. Add suffix 'GC' to catalog number to order.

CATALOG NUMBER	UPC/DCI/NAED MFG #01 8997	BOX DESCRIPTION STEEL Power/Low Voltage TV BOX with white non-metallic trim plate	UNIT PKG	STD PKG
TVBS505	37955	Two-gang STEEL Box	1	4
TVBS507	37956	Three-gang STEEL Box	1	4
TVBS613	09633	Four-gang STEEL Box	1	1


CATALOG NUMBER	UPC/DCI/NAED MFG #01 8997	COVER DESCRIPTION NON-METALLIC COVERS for UNUSED BOXES	UNIT PKG	STD PKG
DVFR3C	14337	Non-metallic Blank Cover for 2-gang box	10	10
DVFR3C	10570	Non-metallic Blank Cover for 3-gang box	10	10
TVB613C	09631	Non-metallic Blank Cover for 4-gang box	1	1



TVBU505



TVBU507



STEEL TVBS505

Voltage separator



STEEL TVBS507



STEEL TVBS613



DVFR3C cover



TVB613C cover

**Arlington**



1 Stauffer Industrial Park  
Scranton, PA 18517  
800/233.4717  
Fax 570/562.0646  
www.aifittings.com

Patented /Other patents pending  
TVBU505K 1114/25M

Distributed by