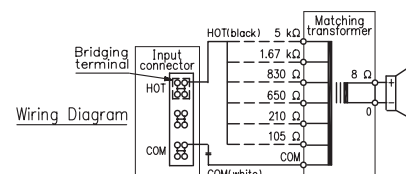
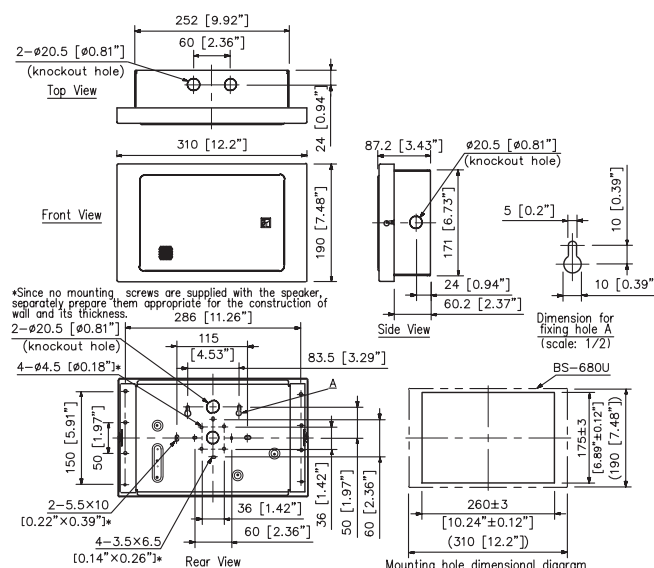




BS-680U Wall-Mount Speaker



APPEARANCE AND DIMENSIONAL DIAGRAM



DESCRIPTION

The BS-680U speaker has a strong, all-metal body, and are ideally suited for voice alarm system applications. 6" double cone speaker unit ensures high-quality sound. The BS-680U is certified to UL 1480 UUMW (Mass Notification System) and ULC-S541 standards. The speaker can be quickly and easily installed in either a horizontal or a vertical orientation. Either concealed in-wall wiring or exposed wiring can be used for speaker cable connection. A push-in type input connector allows easy cable connections and bridge wiring. The selectable input impedance can be easily adjusted by changing the top position of the unit's transformer. Both flush-mounting and surface-mounting are possible. The innovative structural design is based on the Golden Ratio (1: 1.618), and also permits direct wall installation with screws, making the speaker unit resistant to falling even if outward force is applied to it.

FEATURES

- Innovative design based on the Golden Ratio (1:1.618)
- Certified to function as a Fire Alarm Signaling Speaker
- UL 1480 UUMW and ULC-S541 listed.
- Quick and easy installation
- Strong all-metal body
- Horizontal / vertical installation
- Flush- / Surface-mounting

SPECIFICATIONS

Rated Input	6 W
Rated Impedance	70 V line: 830 Ω (6 W), 1.67 k Ω (3 W), 5k Ω (1 W) 25 V line: 105 Ω (6 W), 210 Ω (3 W), 650 Ω (1 W)
Sensitivity	94 dB (1 W, 1 m) (500 Hz - 5k Hz, pink noise)
Frequency Response	150 Hz - 20k Hz (peak -20 dB)
Speaker Component	6" double cone-type
UL Code	UL 1480 UUMW, ULC-S541
Applicable Cable	Solid copper wire: $\phi 0.8$ - $\phi 2.0$ mm (AWG 20 - 12) Stranded copper wire: 0.5 - 2.0 mm ² (AWG 20 - 14)
Connection	Push-in connector (bridging terminal)
Operating Temperature	14 °F to 122 °F (-10 °C to +50 °C)
Finish	Baffle, Cabinet: Steel plate, white(RAL 9010 equivalent), powder coating Grille: Surface-treated steel plate mesh, white(RAL 9010 equivalent), paint
Dimensions (W x H x D)	12.2" x 7.48" x 3.43" (310 x 190 x 87.2 mm)
Weight	5.73 lbs. (2.6 kg)
Accessory	2 x Rubber grommet, 4 x Speaker mounting screw(4 x 16), 1 sheet x Sponge tape (2 pieces)

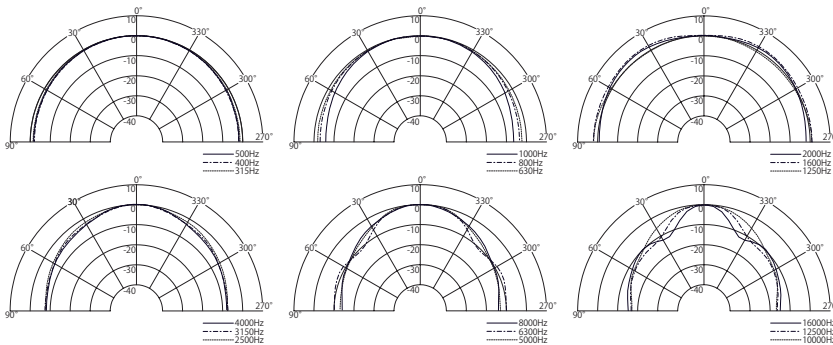


BS-680U Wall-Mount Speaker

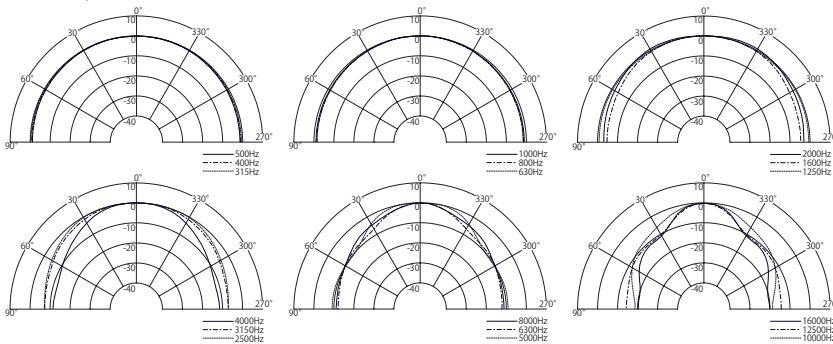


CHARACTERISTIC DIAGRAMS

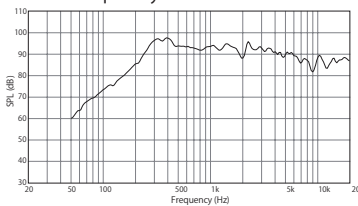
Polar Response (Horizontal)



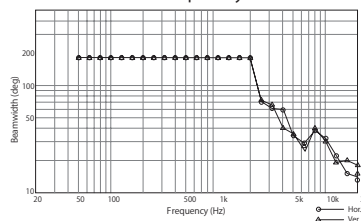
Polar Response (Vertical)



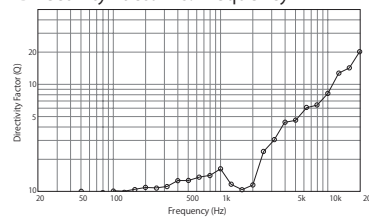
SPL vs. Frequency



Beamwidth vs. Frequency



Directivity Factor vs. Frequency



ARCHITECT'S & ENGINEER'S SPECIFICATIONS

The speaker shall be a 6" double cone-type box speaker suitable for wall mounting. Cable connection shall be by means of a push-in connector bridging terminal. The speaker shall be able to be quickly and easily installed in either a horizontal or a vertical orientation. Both flush and surface mounting shall be possible.

The speaker shall include a transformer having multiple taps (6W, 3W and 1W at 70V/25V line) adjustable. The sensitivity at a distance of 1m with a 1W input level applied shall be 94dB. The speaker shall have a frequency response of 150Hz – 20kHz (-20dB).

The speaker baffle and cabinet shall be constructed of steel plate.

The grille shall be surface-treated steel plate mesh.

The speaker shall be available in white color (RAL9010 equivalent).

The unit shall have dimensions of 12.2"(W) × 7.48" (H) × 3.43" (D) (310 × 190 × 87.2 mm), and a weight of 5.73 lbs (2.6 kg).

The speaker shall be certified to UL 1480 UUMW and ULC-S541 standards, ideally suited for voice alarm system solution.

The speaker shall be the TOA model BS-680U.

The specifications are subject to change without notice.