


# BEALE STREET AUDIO



Get Reale. Get Beale.™

## VCSI SLIDER

### IMPEDANCE MATCHING VOLUME CONTROL



VCSI Slider Control Impedance Matching Volume Control

The VCSI is a slider control automatic impedance matching volume control. That means multiple volume controls and speaker pair can be connected to a single, appropriately powered amplifier. It also means there are no impedance tables, jumpers or switch settings to mess with.

Let's say you want a simple, multiroom audio system where all speakers are playing the same thing and each room has a separate volume control. Up to six VCSIs, with one pair of 8 Ohm speakers per volume control, can be connected to a 4 Ohm capable amp as shown in the Multiple Speaker Pairs illustration...with no jumpers or switches to configure on the volume controls.

For a slightly different application, up to 4 pair of 8 Ohm speakers can be connected in parallel to a single VCSI connected to a 2 Ohm capable amp. This allows you to have a multi-speaker application in a large room or in several adjacent areas that are all controlled with a single controller...with no jumpers or switches to configure on the volume controls.

Simple, reliable, flexible. Turn up the fun with the VCSI Automatic Impedance Matching Volume Control by Beale Street Audio.

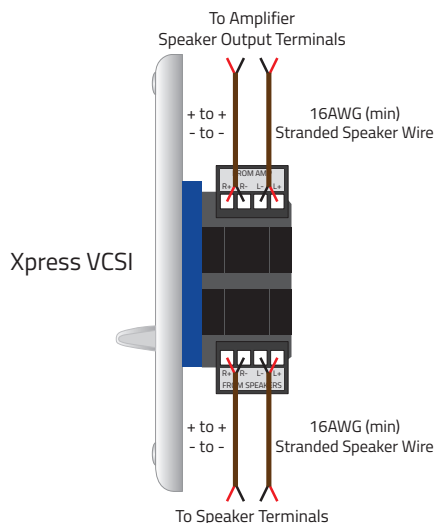
Beale Street Audio A NEW BRAND FROM 

Vanco International, LLC 506 Kingsland Drive Batavia, IL 60510 Phone: 800.626.6445 Fax: 630.879.9189 [www.getbeale.com](http://www.getbeale.com)

The Vanco logo, Sonic Vortex logo, and Beale Street Audio Inc. logo are registered trademarks of Vanco International, LLC. Vanco, Sonic Vortex, Beale Street Audio, Get Reale. Get Beale., the Vortex logo, and the Beale Street Audio logo are trademarks of Vanco International, LLC. ©2017

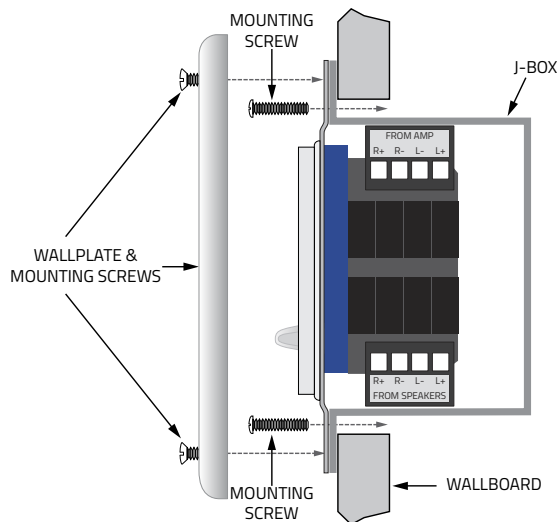
# VCSI Features & Specifications

## VCSI - Standard Connections



The VCSI connects with simple plug-in screw terminals. Using 16AWG (min) 2-conductor stranded speaker wire, connect the amplifier speaker OUT to 'From Amp' on the VCSI. Connect 'From Speakers' on the VCSI to the left and right +/- speaker terminals.

## VCSI - Typical Installation

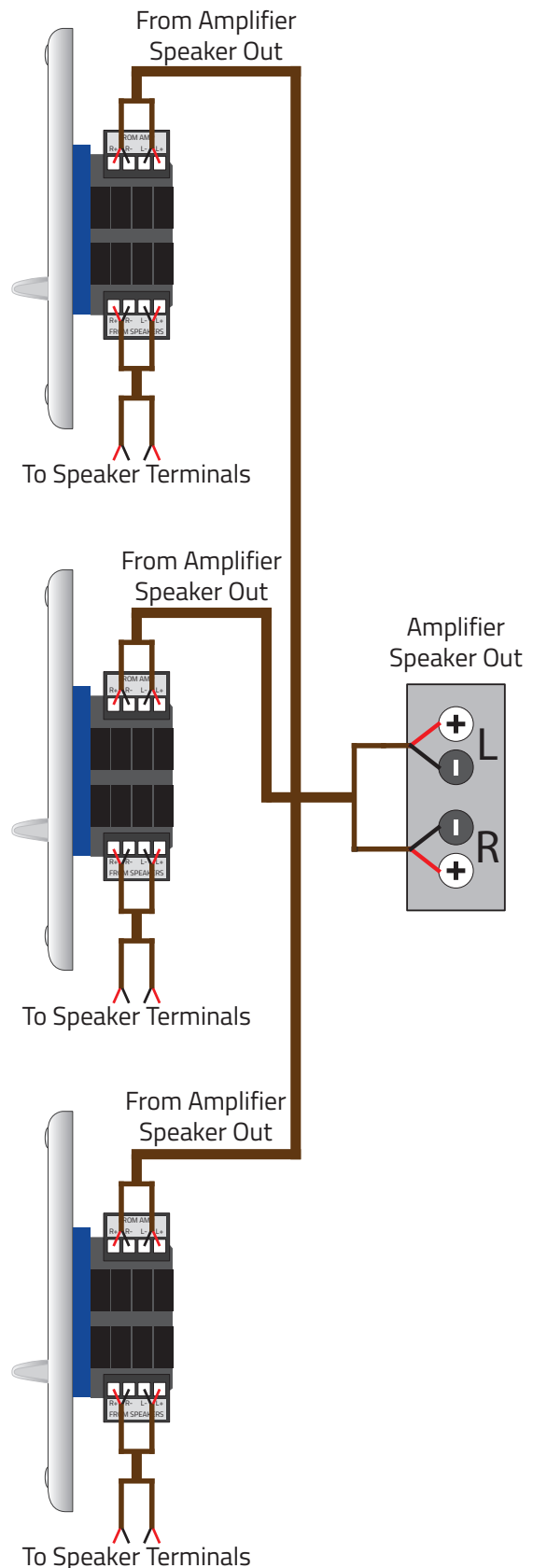


The VCSI mounts in a standard single gang low voltage J-box. The VCSI includes white, almond and black Decora inserts and knobs. (Wallplate is not included.)

## FEATURES & SPECIFICATIONS

Peak RMS Power Rating .....350W/ch Continuous  
 Continuous RMS Power..... 105W/ch  
 Frequency Response .....DC to 500kHz +/-0.1dB  
 Mounting Depth (VCSI)..... 1.6" (42mm)  
 Steps..... 12 Including OFF  
 Attenuation .....XXdB @ 4Q; XXdB @ 8Q  
 Electrical Junction Box..... Fits Single Gang Box  
 Speaker Impedance ..... 2-16 Ohms (Single or Multiple Speakers)  
 Connection..... Removable Screw Terminals  
 Insert/Knob Color Options (included) ..... White, Almond, Black

## VCSI - Multiple Speaker Pairs



The VCSI is an automatic impedance matching volume control. Multiple VCSIs and speaker pair can be connected to an appropriately powered amplifier. There are no jumper or switch settings as long as the overall load does not exceed the amp's capability.