


## Data sheet | Item number: 289-617

Interface module; Pluggable connector per DIN 41651; 40-pole; PCB terminal blocks, triple-row; in mounting carrier; 2,50 mm<sup>2</sup>

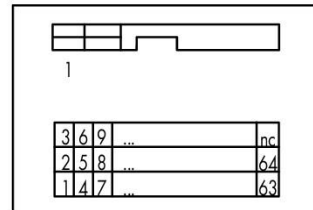
[www.wago.com/289-617](http://www.wago.com/289-617)



Similar to picture

RoHS   
Compliant

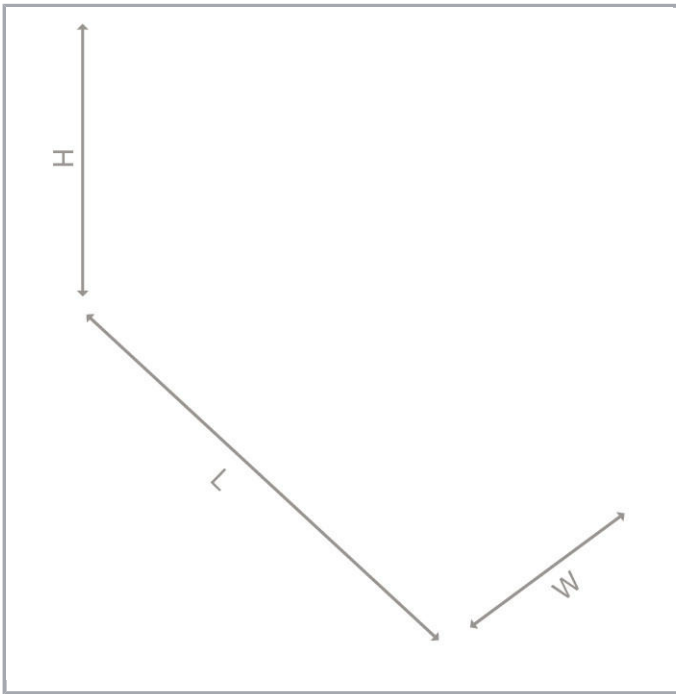
[BOMcheck.net](https://www.bomcheck.net)



Subject to changes. Please also observe the further product documentation!

WAGO Kontakttechnik GmbH & Co. KG  
Hansastr. 27  
32423 Minden  
Phone: +49571 887-0 | Fax: +49571 887-169  
Email: [info.de@wago.com](mailto:info.de@wago.com) | Web: [www.wago.com](http://www.wago.com)

Do you have any questions about our products?  
We are always happy to take your call at +49 (571) 887-44222.



## Data

### Electrical Data

Operating voltage	$\leq$ AC 100 V; $\leq$ DC 125 V
Nominal current	1 A

### Safety and protection:

Rated voltage	100 V
Rated surge voltage	0.8 kV
Pollution degree	2
Protection type	IP20

### Connection data

Connection type (1)	System
Pole No.	40
Pluggable connectors	DIN 41651 male connector
Mating direction	Vertical
Connection type 2	Field
Pole number 2	40
Design 2	PCB terminal blocks (triple-deck)
Connection technology 2	

Subject to changes. Please also observe the further product documentation!

WAGO Kontakttechnik GmbH & Co. KG  
Hansastr. 27  
32423 Minden  
Phone: +49571 887-0 | Fax: +49571 887-169  
Email: [info.de@wago.com](mailto:info.de@wago.com) | Web: [www.wago.com](http://www.wago.com)

Do you have any questions about our products?  
We are always happy to take your call at +49 (571) 887-44222.



	CAGE CLAMP®
WAGO Connector 2	WAGO 737 Series
Solid conductor 2	0,08 ... 2,5 mm² / 28 ... 12 AWG
Fine-stranded conductor 2	0,08 ... 2,5 mm² / 28 ... 12 AWG
Strip length 2	5 ... 6 mm / 0.2 ... 0.24 inch
Note (conductor cross-section)	12 AWG: THHN, THWN
Performance level	3 / 50 mating cycles

## Geometrical Data

Width	74 mm / 2.913 inch
Height from upper-edge of DIN-rail	62 mm / 2.441 inch
Depth	85 mm / 3.346 inch

## Mechanical data

Mounting type	DIN-35 rail
Housing design	Mounting carrier

## Material Data

Contact material (connector)	Au over Ni
Fire load	0.927 MJ
Weight	114 g

## Environmental Requirements

Surrounding air temperature (operation)	-20 ... 55 °C
Surrounding air temperature (storage)	-40 ... 70 °C
Relative humidity	≤ 85% (non-condensing)

## Commercial data

Product Group	6 (Interface Electronics)
Packaging type	BOX
Country of origin	DE
GTIN	4045454353612
Customs tariff number	85366990990

## Counterpart

Subject to changes. Please also observe the further product documentation!

WAGO Kontakttechnik GmbH & Co. KG  
Hansastr. 27  
32423 Minden  
Phone: +49571 887-0 | Fax: +49571 887-169  
Email: [info.de@wago.com](mailto:info.de@wago.com) | Web: [www.wago.com](http://www.wago.com)

Do you have any questions about our products?  
We are always happy to take your call at +49 (571) 887-44222.

## Compatible products

### tools



Item no.: 210-720

Operating tool; Blade: 3.5 x 0.5 mm; with a partially insulated shaft

[www.wago.com/210-720](http://www.wago.com/210-720)

### Marking accessories



Item no.: 709-177

Marking strips; on reel; 7.5 mm wide; not stretchable; plain; snap-on type; translucent

[www.wago.com/709-177](http://www.wago.com/709-177)

Item no.: 709-178

Marking strips; on reel; 7.5 mm wide; not stretchable; plain; snap-on type; white

[www.wago.com/709-178](http://www.wago.com/709-178)

Item no.: 709-196

Marking strips; for laser printer; translucent

[www.wago.com/709-196](http://www.wago.com/709-196)

Item no.: 709-198

Marking strips; white

[www.wago.com/709-198](http://www.wago.com/709-198)

## Downloads

### Documentation

#### Bid Text

289-617	Feb 19, 2019	xml	Download
GAEB X81 - Datei		3.5 kB	

289-617	Feb 9, 2015	doc	Download
doc - Datei		26.1 kB	

#### Instruction Leaflet

pdf  
1.3 MB

Download

## CAD/CAE-Data

### CAD data

2D/3D Models 289-617	URL	Download
----------------------	-----	----------

### CAE data

EPLAN Data Portal 289-617	URL	Download
---------------------------	-----	----------

### WSCAD Universe 289-617


Subject to changes. Please also observe the further product documentation!

WAGO Kontakttechnik GmbH & Co. KG  
Hansastr. 27  
32423 Minden  
Phone: +49571 887-0 | Fax: +49571 887-169  
Email: [info.de@wago.com](mailto:info.de@wago.com) | Web: [www.wago.com](http://www.wago.com)


Do you have any questions about our products?  
We are always happy to take your call at +49 (571) 887-44222.

## Installation Notes

### Conductor termination




Connection of conductor – Operating tool actuation parallel to conductor entry.




Connection of conductor – Operating tool actuation perpendicular to conductor entry.

### Installation



Assembly of a module on the carrier rail



Removing a module from the DIN-rail.

Subject to changes. Please also observe the further product documentation!

WAGO Kontakttechnik GmbH & Co. KG  
Hansastr. 27  
32423 Minden  
Phone: +49571 887-0 | Fax: +49571 887-169  
Email: [info.de@wago.com](mailto:info.de@wago.com) | Web: [www.wago.com](http://www.wago.com)

Do you have any questions about our products?  
We are always happy to take your call at +49 (571) 887-44222.