

Project		Catalog #		Type	
Prepared by		Notes		Date	



Fail-Safe

GH Germicidal UV High Bay

Germicidal UV Disinfection High Bay
6 or 8 sources

Typical Applications

Retail • Industrial • Custom Chambers • Large Open Spaces

Interactive Menu

- Order Information [page 2](#)
- Germicidal Energy Distributions [page 3](#)
- GUV Education [page 4](#)
- GUV Controls [page 5](#)
- Product Warranty

Product Certification



Product Features



Top Product Features

- Ideal solution for large area UV disinfection
- Designed to use the latest in GUV source technology – will accommodate 6 or 8 germicidal UV sources
- Can be used for disinfecting large areas, or at close distances for rapid disinfection
- Excellent solution for use in disinfecting areas with high ceilings or in custom enclosures
- UL 8802 Safety Certified GUV System for use in permanent installations

Pure protection against bacteria and viruses using the power of light



Trusted

35 years experience
in UV-C disinfection and
strong application
expertise.



Effective

Proven effectiveness
against bacteria,
mold, mildew, and
viruses.



Fast

Can disinfect surfaces
and objects in
minutes.



Versatile

Can be used in
numerous applications.

Order Information

SAMPLE ORDER NUMBER: **GH-6GUV4-N-R2** Includes V Hangers for rapid installation

Fixture Family	Source Quantity	Source Type	Distribution	Electronic Driver	Packaging
GH=Germicidal UV Highbay	6=6 Sources 8=8 Sources	GUV4= 4ft GUV Source	N=Narrow Distribution	R2=(2) Rapid Start Drivers	[Blank]=Unit Pack

Accessories

Accessories (order separately)
HBL-SPM =Single Monopoint Hanger w/Hub FH-1 =Fixture Hook FL-1 =Fixture Loop Y-TOGGLE =Y Mounting Toggle, #2 Cable (Specify 10' or 30') HBAYC-CHAIN/SET/U =(2) V-Hook Hanger, 36" Chain Sets w/S-Hooks WG/HBL8-4FT-B =8 Source Wireguard w/Clips WG/HBL6-4FT-B =6 Source Wireguard w/Clips

Product Specifications

Germicidal UV

- Germicidal UV source technology using quartz enclosure and long-life igniter to maximize the run time and ensure optimal germicidal efficiency
- Utilizes 6 or 8 GUV sources operating at 254nm wavelength.
- GUV is a proven disinfection technology effective on pathogens including mold, fungi, bacteria, and viruses
- GUV power is delivered up to 9000 hours while maintaining at least 80% of the initial GUV energy
- Rapid Start electronics extend the life to up to 25,000 start-up cycles

Construction

- Die formed steel channel and end plates provide strength for years of reliable service
- Channel provides numerous KOs for easy installation, and excellent thermal dissipation without any special or proprietary components
- Stiffening brackets add additional strength and rigidity to channel and reflectors
- GUV retention using roto-lock durable sockets with materials optimized for UVC integrity throughout the life of the product

Finish

- Code - gauge cold rolled steel
- Electrostatically applied baked white enamel finish
- Multistage, iron phosphate pretreatment

Optics

- Reflector made of electro polished aluminum specifically tuned to maximize the germicidal energy
- Reflectors are optically engineered control the GUV power to and deliver broad coverage in large spaces
- Narrow distribution focuses disinfection energy where it is needed, maximizing efficiency and reducing the time needed for disinfection

Compliance

- Product complies with FCC part 18 limits
- Integrates with GUV Controls for UL 8802 Safety Certified GUV System for use in permanent installations
- The device is not approved and/or certified as a medical device by the FDA or any other regulatory body. As such, the device is not intended for and cannot be used to disinfect the surfaces of medical devices or for any medical purposes.
- EPA Facility # 96488-MEX-1

Warnings and Safety

- DANGER:** Risk Group 3 UV product. Sources emit high-power UV radiation that can cause severe injury to skin and eyes. Avoid eye and skin exposure to unshielded product. Use only in spaces without occupants.
- GUV may cause degradation and fading of paints, fabrics and other materials

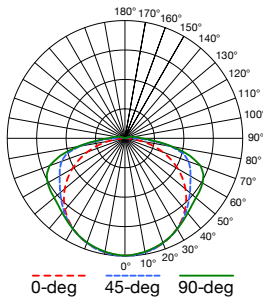
Safeguards

- Must be combined with GUV Controls safeguards for UL 8802 Safety Certified GUV System for use in permanent installations
- See page 5 for details on GUV Controls safeguards

Germicidal Energy Distribution

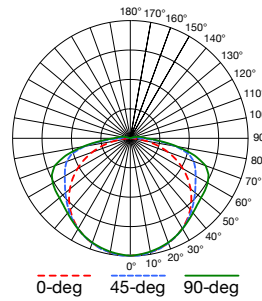
Spacing criteria is based on optical only. For UV layouts, this will depend on dosing needed and the time desired to disinfect the desired area.

[View IES files](#)



GH-6GUV4-N-R2
 Electronic Driver
 6 GUV Sources
 Spacing criterion: (II) 1.32 x mounting height, (⊥) 1.33 x mounting height
 Irradiance (mW): 48343
 Input Watts: 185W
 Test Report: GH-6GUV4-N-R2.IES

w/WG
 Irradiance (mW): 40409
 Input Watts: 185W

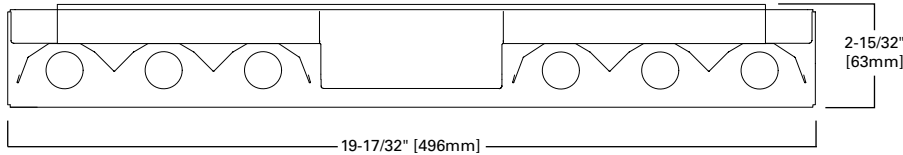


GH-8GUV4-N-R2
 Electronic Driver
 8 GUV Sources
 Spacing criterion: (II) 1.32 x mounting height, (⊥) 1.33 x mounting height
 Irradiance (mW): 62846
 Input Watts: 254W
 Test Report: GH-8GUV4-N-R2.IES

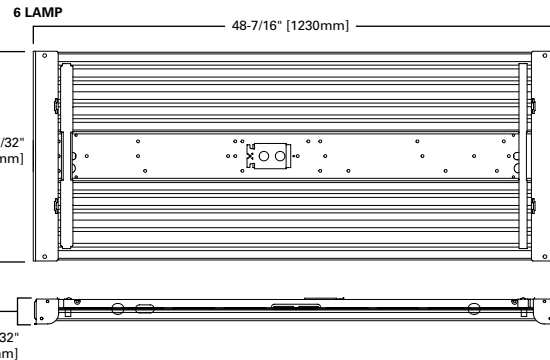
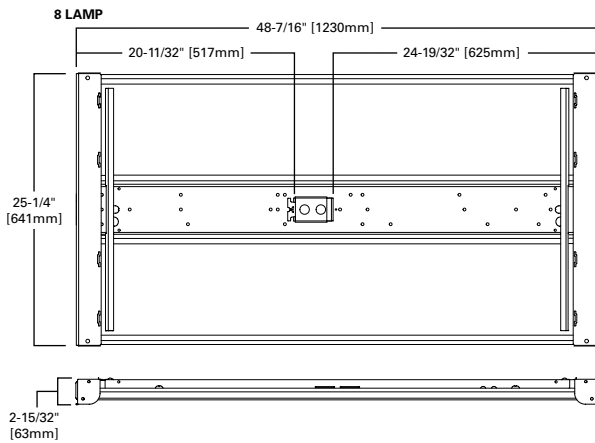
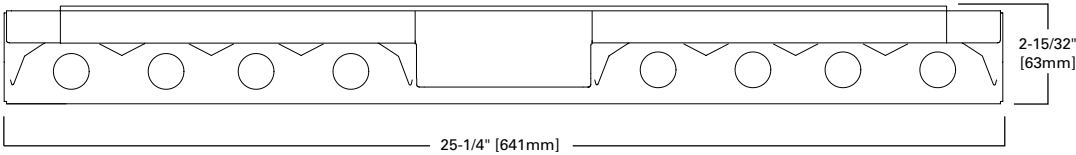
w/WG
 Irradiance (mW): 52532
 Input Watts: 254W

Dimensional and Mounting Details

6 LAMP



8 LAMP



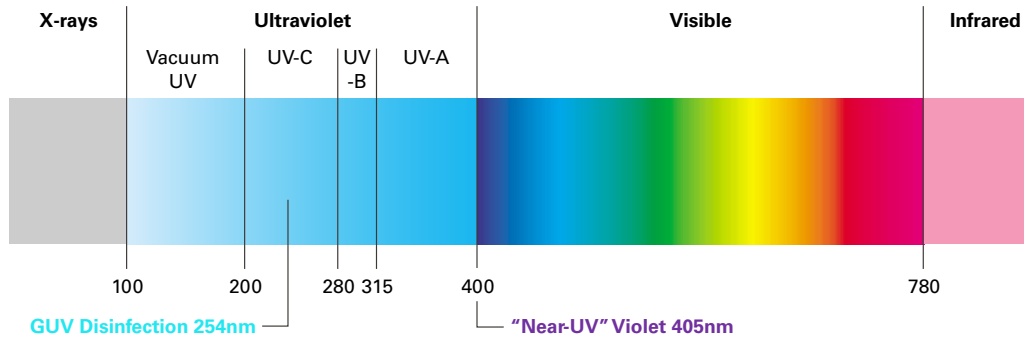
Shipping and Electrical Data

Catalog No.	Wattage	Wt.
GH-6GUV4-N-R2	185W	15 lbs.
GH-8GUV4-N-R2	254W	20.5 lbs.

Note: Sources are sold with the fixture but ship separately for install at the site.

GUV Education

- GUV (germicidal ultraviolet) is a proven and effective disinfection technology.
- GUV refers to short-wavelength ultraviolet "light" outside of the visible spectrum that is proven to kill bacteria and inactivate viruses...FAST! These short wavelengths in the photobiological UV spectral band known as "UV-C" are centered at 254nm, which is the optimal source wavelength for eliminating pathogens.
- GUV is an excellent surface and air disinfectant due to its quick germicidal efficacy.
- Germicidal effectiveness is determined by the exposure dose irradiance (how much) and time (how long).
- GUV can pose a safety and health hazard to the eyes and skin if the product is improperly used or installed.
- Follow recommended practices for utilization and control of GUV fixtures.



**For more information on Fail-Safe GUV Disinfecting Solutions,
please visit www.cooperlighting.com/GUV**

Overview of the complete GUV Control System

The UL8802 Safety Certified GUV Control System is composed of one GUV Control Panel, one GUV User Station, GUV Clearance Pushbuttons and GUV Magnetic Access Sensors.

- **The GUV Control System** – Meets UL safeguard requirements as per UL8802. The safeguards ensure that the GUV Control system can be turned on and remains on if all safeguards are met. In the event someone enters the space, the system will automatically turn off and will not restart until the safeguards are met again and the user turns the system back on.
- **GUV Control Panel** – A control panel that manages the GUV Control System based on inputs received from the GUV Clearance Pushbuttons, GUV Magnetic Access Sensors installed at each door/windows and the GUV User Station installed outside the cleaning area. The GUV Control Panel includes a timer that allows the certified installer to configure the maximum activation time for the space disinfection.
- **GUV User Station with LED Indicators** – Contains the Off/On selector switch and a system activate keyed switch. The selector switch provides power to the GUV Clearance Pushbuttons while the keyed switch turns the GUV fixtures On. The LED indicators notifies the operator that:
START: Power has been supplied
READY: All safeguards are met
GO: The system is actively running
- **GUV Magnetic Access Sensors** – The GUV Magnetic Access Sensors are to be installed at the entrances and windows of the enclosed spaces. These sensors act as the primary safeguard within the GUV Control System. All doors/windows need to be closed for the GUV operator to activate the GUV Control System. Opening a door or window will stop the GUV session.
- **GUV Clearance Pushbuttons** – Clearance Pushbuttons are used to verify that no one is within the space prior to the GUV session. The GUV Clearance Pushbutton acts as the secondary safeguard. All GUV Clearance Pushbuttons installed within the space need to be pressed for the GUV operator to activate the GUV Control System. Inactivating a GUV Clearance Pushbutton during the GUV session will turn off the GUV Control System.

Control Components

GUV Control Panel	GUV User Station	GUV Sensor	GUV Pushbutton
-------------------	------------------	------------	----------------

Catalog Number	Description
GUV-16-120-277	Medium - GUV Control Panel with 16 Pushbutton Inputs
GUV-24-120-277	Large - GUV Control Panel with 24 Pushbutton Inputs
GUV-USER-1	GUV User Station
GUV-MAG-SENSOR-1	GUV Magnetic Access Sensor
GUV-PB-1	GUV Clearance Pushbutton

