


Project		Catalog #		Type	
Prepared by		Notes		Date	



Fail-Safe

GUC Germicidal UV Undercabinet

Germicidal UV Disinfection Undercabinet
2' and 4'

Typical Applications

Commercial • Industrial • Education • Retail

Interactive Menu

- Order Information [page 2](#)
- GUV Education [page 3](#)
- GUV Controls [page 4](#)
- Product Warranty

Product Certification



Germicidal UV System

Product Features



LINEAR DISCONNECT

Top Product Features

- Designed to use the latest in Germicidal UV lamp technology
- Available in 2' and 4' lengths
- Front face to keep germicidal energy on workspace
- Low profile unobtrusive design
- Specially designed reflector to maximize germicidal energy output

Pure protection against bacteria and viruses using the power of light



Trusted

35 years experience in UV-C lighting and strong application expertise.



Effective

Proven effectiveness against bacteria, mold, mildew, and viruses.



Fast

Can disinfect surfaces and objects in minutes.



Versatile

Can be used in numerous applications.

Order Information

SAMPLE ORDER NUMBER: **GUC-1-GUV2-R1**

Fixture Family	Lamp Quantity	Lamp Type	Ballast	Packaging
GUC=Germicidal UV Undercabinet	1=1 Lamps	GUV2=2ft GUV Lamp GUV4=4ft GUV Lamp	R1=(1) Rapid Start Driver	[Blank]=Unit Pack

Product Specifications

Germicidal UV

- Germicidal UV lamp technology using quartz enclosure and long-life igniter to maximize the run time and ensure optimal germicidal efficiency
- Utilizes 1 GUV source operating at 254nm wavelength
- GUV is a proven disinfection technology effective on pathogens including mold, fungi, bacteria, and viruses
- GUV power is delivered up to 9000 hours while maintaining at least 80% of the initial GUV energy
- Rapid start electronics extend the life and increase the number of start up cycles

Construction

- 20 gauge formed cold-rolled steel housing and electrical tray
- Mirror finish reflector designed to reflect germicidal UV energy
- UV resistant lampholders
- Keyhole slots for mounting

Finish

- Code - gauge cold rolled steel
- Gloss white polyester powdercoat housing finish
- Mirror finish reflector compatible with germicidal ultraviolet

Compliance

- Product complies with FCC part 18 limits
- Safety GUV luminaire certification project in progress for specific applications
- The device is not approved and/or certified as a medical device by the FDA or any other regulatory body. As such, the device is not intended for and cannot be used to disinfect the surfaces of medical devices or for any medical purposes.
- EPA Facility # 96488-GA-1

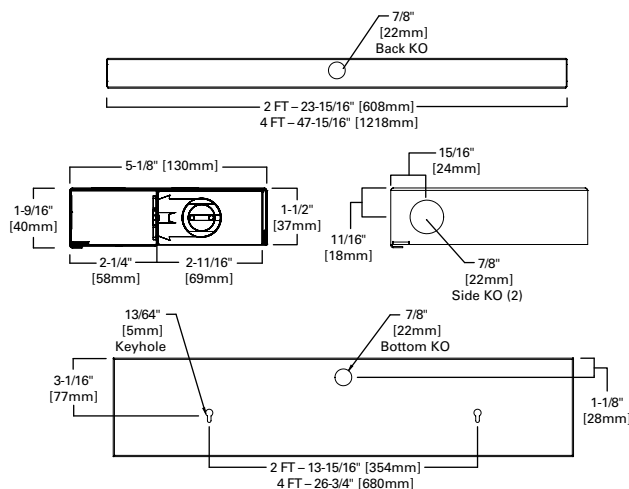
Warnings and Safety

- DANGER:** Risk Group 3 UV product. Lamps emit high-power UV radiation that can cause severe injury to skin and eyes. Avoid eye and skin exposure to unshielded product. Use only in spaces without occupants.
- UV-C may degrade plastic and rubber components after long-term exposure

Safeguards

- To reduce the risk of accidental exposure to UV, GUV products are required to be installed with appropriate safeguards
- See page 4 for details on GUV Controls safeguards

Dimensional and Mounting Details



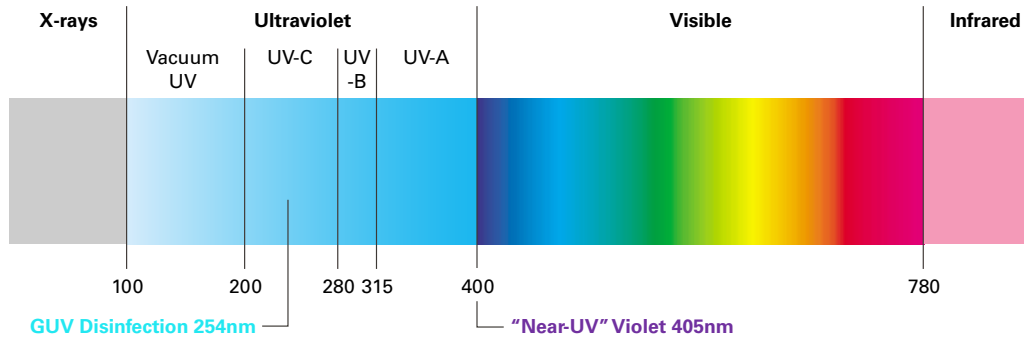
Shipping and Electrical Data

Catalog No.	Wattage	Wt.
GUC-1GUV2-R1	16W	
GUC-1GUV4-R1	25W	

Note: Lamps are sold with the fixture but ship separately for install at the site.

GUV Education

- GUV (germicidal ultraviolet) is a proven and effective disinfection technology.
- GUV refers to short-wavelength ultraviolet "light" outside of the visible spectrum that is proven to kill bacteria and inactivate viruses...FAST! These short wavelengths in the photobiological UV spectral band known as "UV-C" are centered at 254nm, which is the optimal source wavelength for eliminating pathogens.
- GUV is an excellent surface and air disinfectant due to its quick germicidal efficacy.
- Germicidal effectiveness is determined by the exposure dose irradiance (how much) and time (how long).
- GUV can pose a safety and health hazard to the eyes and skin if the product is improperly used or installed.
- Follow recommended practices for utilization and control of GUV fixtures.



**For more information on Fail-Safe GUV Disinfecting Solutions,
please visit www.cooperlighting.com/GUV**

Overview of the complete GUV Control System

The UL8802 Safety Certified GUV Control System is composed of one GUV Control Panel, one GUV User Station, GUV Clearance Pushbuttons and GUV Magnetic Access Sensors.

- **The GUV Control System** – Meets UL safeguard requirements as per UL8802. The safeguards ensure that the GUV Control system can be turned on and remains on if all safeguards are met. In the event someone enters the space, the system will automatically turn off and will not restart until the safeguards are met again and the user turns the system back on.
- **GUV Control Panel** – A control panel that manages the GUV Control System based on inputs received from the GUV Clearance Pushbuttons, GUV Magnetic Access Sensors installed at each door/windows and the GUV User Station installed outside the cleaning area. The GUV Control Panel includes a timer that allows the certified installer to configure the maximum activation time for the space disinfection.
- **GUV User Station with LED Indicators** – Contains the Off/On selector switch and a system activate keyed switch. The selector switch provides power to the GUV Clearance Pushbuttons while the keyed switch turns the GUV fixtures On. The LED indicators notifies the operator that:
START: Power has been supplied
READY: All safeguards are met
GO: The system is actively running
- **GUV Magnetic Access Sensors** – The GUV Magnetic Access Sensors are to be installed at the entrances and windows of the enclosed spaces. These sensors act as the primary safeguard within the GUV Control System. All doors/windows need to be closed for the GUV operator to activate the GUV Control System. Opening a door or window will stop the GUV session.
- **GUV Clearance Pushbuttons** – Clearance Pushbuttons are used to verify that no one is within the space prior to the GUV session. The GUV Clearance Pushbutton acts as the secondary safeguard. All GUV Clearance Pushbuttons installed within the space need to be pressed for the GUV operator to activate the GUV Control System. Inactivating a GUV Clearance Pushbutton during the GUV session will turn off the GUV Control System.

Control Components

GUV Control Panel	GUV User Station	GUV Sensor	GUV Pushbutton
-------------------	------------------	------------	----------------

Catalog Number	Description
GUV-16-120-277	Medium - GUV Control Panel with 16 Pushbutton Inputs
GUV-24-120-277	Large - GUV Control Panel with 24 Pushbutton Inputs
GUV-USER-1	GUV User Station
GUV-MAG-SENSOR-1	GUV Magnetic Access Sensor
GUV-PB-1	GUV Clearance Pushbutton

