

# Input/Output Device

Catalog#	Prepared by
Project	Date
Comments	Type

## Overview


The Input/Output Device (OCC-RJ45) provides connection of any Greengate low voltage occupancy sensor, or other low voltage maintain closure, to the Room Controller or DLVP power module to define the occupancy state of the space. The OCC-RJ45 also can be used as an output to the HVAC system, third party systems or switchpacks based upon room occupancy status.

## Features

- Input/Output integration
- Automatically provide Egress or HVAC integration based on room occupancy junction box
- Allows connection of standard switchpacks



## Specifications

<b>Electrical Rating</b>	Class 2, LPS
<b>Voltage</b>	24 VDC supplied from Room Controller, DLVP power module or Switchpack
<b>Operating Environment</b>	Temperature: 32°F to 104°F (0°C to 40°C) Less than 95%, non-condensing For indoor use only
<b>Standards</b>	UL 508 Listed 

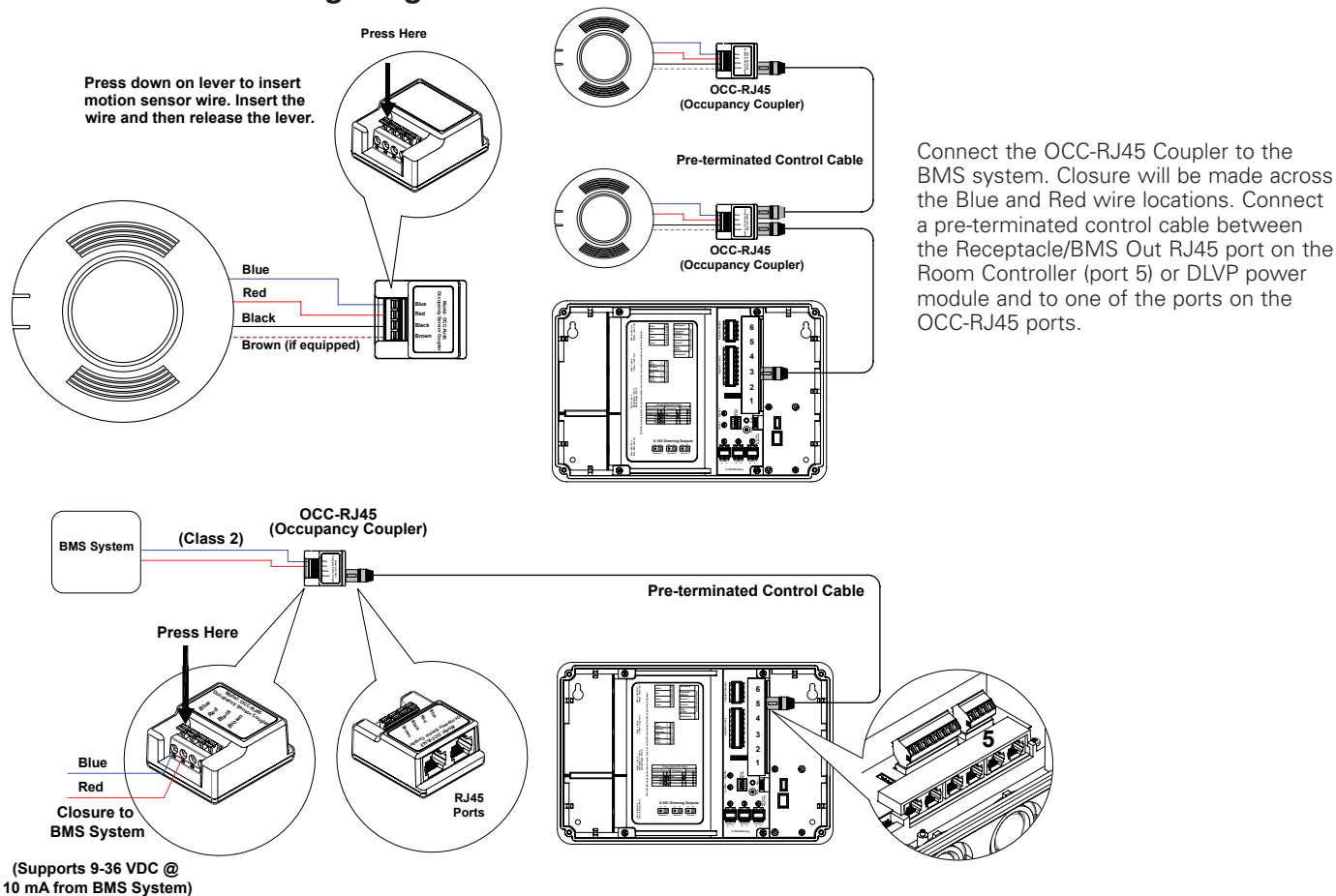
## Description/Operation

The Input/Output Device (OCC-RJ45) is ready and works immediately upon power up, providing Occupancy based inputs or outputs out-of-the-box, removing the need for field programming and reducing installation time.

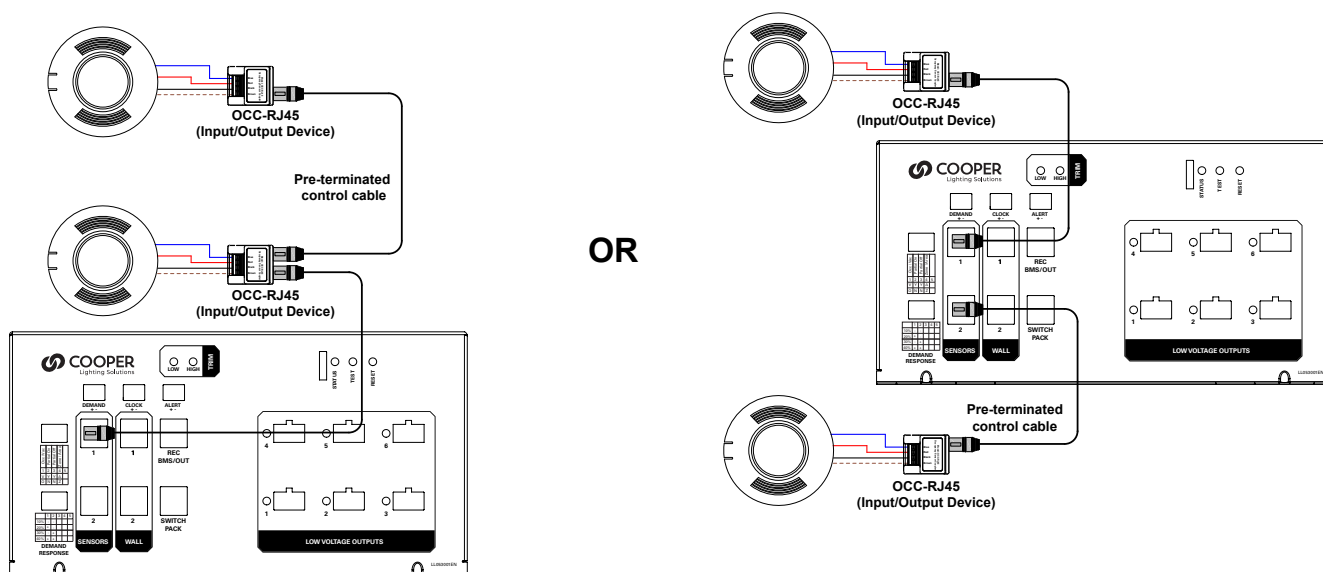
## Installation

Low-voltage devices are connected using provided pre-terminated control cables (ordered separately).

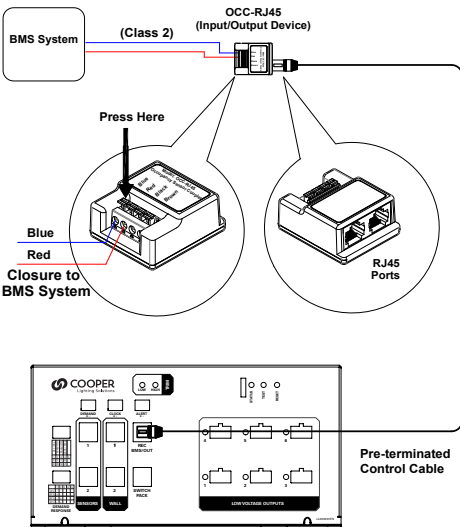
## Room Controller Wiring Diagrams



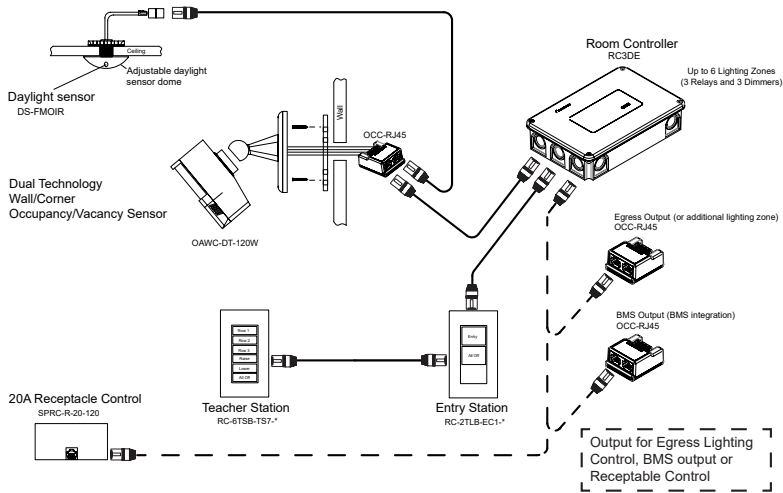
## DLVP Wiring Diagrams



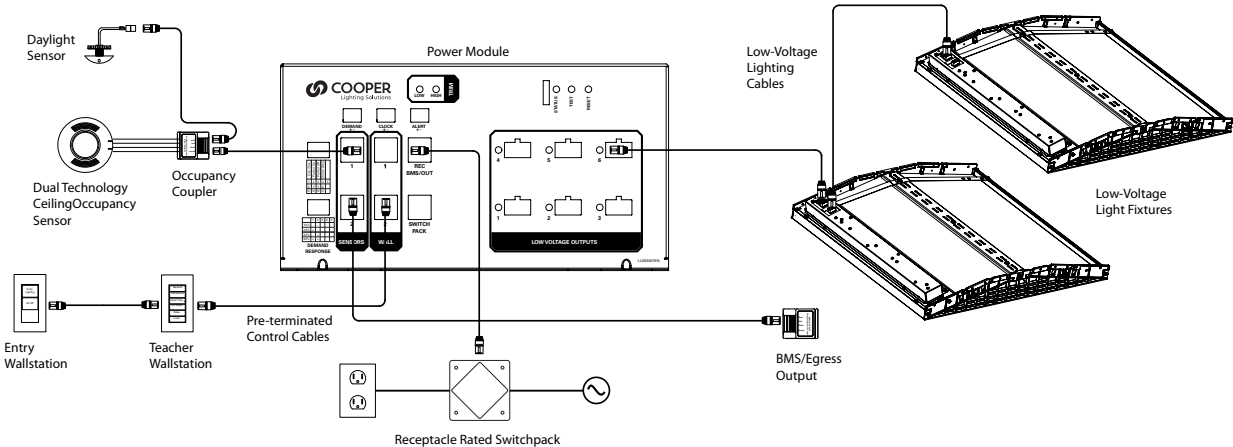
Connect the OCC-RJ45 Input/Output Device to the BMS system. Closure will be made across the Blue and Red wire locations. Connect a pre-terminated control cable between the REC/BMS/OUT RJ45 port on the Power Module and to one of the ports on the OCC-RJ45 ports.



Sample Room Controller System Topology



Sample DLVP System Topology



## Ordering

Catalog #	Description
OCC-RJ45	Input/Output Device

\*One OCC-RJ45 is automatically included with each occupancy sensor when the Room Controller is ordered as a QuickKit.

\*\*See Greengate low voltage occupancy sensor spec sheet for occupancy sensor information.

**Cooper Lighting Solutions**  
1121 Highway 74 South Peachtree  
City, GA 30269  
P; 770-486-4800  
[www.cooperlighting.com](http://www.cooperlighting.com)  
For service or technical assistance:  
1-800-553-3879

© 2020 Cooper Lighting Solutions  
All Rights Reserved  
Printed in USA  
Publication No. TD503087EN  
September 27, 2016