


Project		Catalog #		Type	
Prepared by		Notes		Date	



# Metalux

## 24FP LED

2' x 4' General LED Panel  
Recessed in Insulated Ceilings or  
Surface Mount

### Typical Applications

- Commercial Office Spaces • Schools • Healthcare
- Retail Merchandising Areas

### Interactive Menu

- Order Information [page 2](#)
- Photometric Data [page 3](#)
- Control Systems [page 3](#)
- Product Warranty

### Product Certification



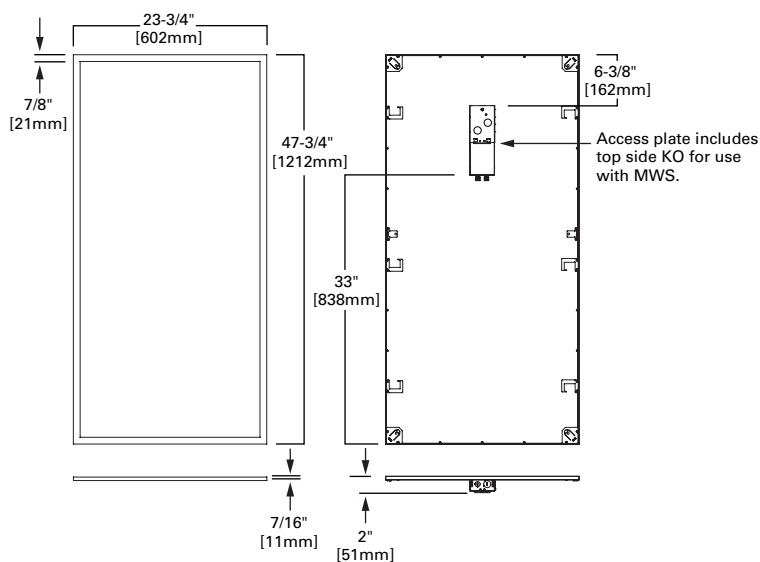
### Product Features



### Top Product Features

- Ultra thin less than 2" height fits shallow plenums with room to spare
- Models from less than 20W and High Lumen models up to 7000 lumens
- HE models at 135 lumens per watt deliver up to 60% energy savings
- Stock CCT in 80 CRI @ 3000K, 3500K, 4000K, 5000K and 90 CRI 3000K
- Easy to install - wire and wire nuts included

### Dimensional and Mounting Details



## Ordering Information/Performance

## Standard Options

Standard Options							Input Current (A)	
Catalog	UPC	CCT	CRI (Min)	Delivered Nominal Lumens	Watts	Efficacy (lm/W)	120V	277V
24FP4735C	080083833641	3500K	80	4591	41.4	111	.35	.15
24FP4740C	080083833665	4000K	80	4556	41.4	110		
24FP4750C	080083833689	5000K	80	4433	41.4	107		
24FP6435C	080083833702	3500K	80	6091	60.3	101	.50	.22
24FP6440C	080083833726	4000K	80	6506	62.2	105	.52	
24FP6450C	080083833740	5000K	80	6164	61.5	100	.51	
24FP3830C9 <sup>(1)</sup>	080083833825	3000K	90	3886	40.3	96	.36	.15
24FP5830C9 <sup>(1)</sup>	080083833849	3000K	90	5282	58.2	91	.51	.22
24FP3835HE	080083858927	3500K	80	3849	28.5	135	.24	.1
24FP3840HE	080083858941	4000K	80	3780	28.9	131	.25	.11
24FP3130C	080083858866	3000K	80	3328	28.6	116	.24	
24FP3135C	080083858880	3500K	80	3553	29.3	121	.25	
24FP3140C	080083858903	4000K	80	3608	29.4	123		

Notes: (1) May have extended lead times.

## 347V Options

Catalog	UPC	CCT	CRI (Min)	Delivered Nominal Lumens	Watts	Efficacy (lm/W)	Input Current (A)	
							347V	
24FP4735C-347V	80083885503	3500K	80	4712	40.2	117	.119	
24FP4740C-347V	80083876747	4000K	80	4685	40.2	117		
24FP4750C-347V	80083885589	5000K	80	4659	40.2	116		
24FP6435C-347V	80083885527	3500K	80	6402	58.0	110	.171	
24FP6440C-347V	80083876969	4000K	80	6838	58.0	118		
24FP6450C-347V	80083885602	5000K	80	6479	58.0	112		

## Options/Ordering Information

**ATW-SW4**=Chicago Rated and IP5X ingress protection <sup>(3)</sup>  
**Example catalog number**=ATW-SW4-24FP4740C

**EL14W**=EBPLED14W battery installed <sup>(2)</sup>  
**EL7W**=EBPLED7W battery installed <sup>(2)</sup>  
**Example catalog number**=24FP4740C-EL14W

**A3/8-4/18GDIM**=6' 3/8" flex with dimming leads installed  
**Example catalog number**=24FP4740C-A3/8-4/18GDIM

Notes: (2) Indicator/test switch to be installed separately. For approximate delivered lumens multiply the lumens per watt of the desired fixture by the wattage of the emergency battery pack (100 lm/W x 7=700 lumens). (3) May not be used with EL7W, EL14W or Flex options.

## Load Data (Stock Product)

Thd	13%
Power Factor	0.96
Weight	18.5 lbs
Low Temp. Start	-20°C

## Shipping Data

Fixture Size	Wt.	Pallet Size	Units per Pallet
2' x 4'	42 lbs.	53" x 30"	22

Accessories/Ordering Information  
Surface Mount Kit <sup>(3)</sup>

Catalog	UPC
FPSURF24	080083802746

Notes: (3) May not be used with EL7W or EL14W options.

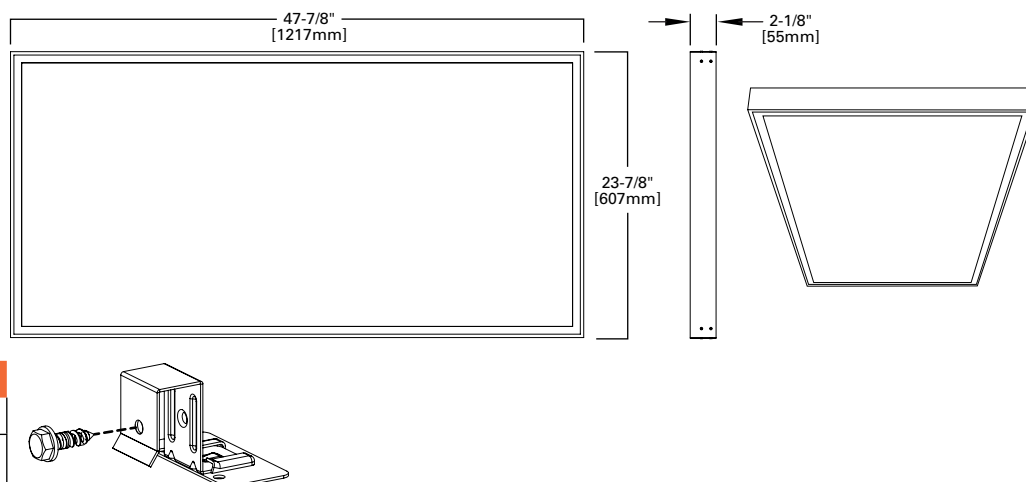
## Drywall Frame Kit

Catalog	UPC
DF-24W-U	662401232970

## Ceiling Retention

Catalog	UPC
FPEQ	080083802685

Required by some local codes. Order one set for each fixture (Four clips per kit)



## Product Specifications

### Construction

- Narrow aluminum bezel is tightly held to code gauge steel back plate
- Seamless corners to maximize the light emitting surface with a refined finish

### Mounting

- Integral grid locking clips and separate suspension clips provided for installation flexibility when additional retention is required
- Junction box constructed of code gauge galvanized steel with and easy access hinged door
- Multiple Trade size KO provided and JBox is suitable for up to 12AWG wiring
- Stock luminaire is less than 2" for use in shallow plenum or low ceiling spaces
- Surface mounting kits available
- ATW-SW4 option is available for CCEA compliance and provides full IP5X rating
- Factory installed flexible cable with dimming leads options available

### Controls

- Standard UNV 120 - 277V driver with 0-10V dimming to 10% standard
- Compatible with field installed wireless controls available for either Wavelinx or Enlighted

### Electrical

- Standard and High Efficacy models available
- LED's available in 3000K, 3500K, 4000K, and 5000K with a minimum of 80 CRI
- 90 CRI available with 3000K
- Projected lumen maintenance based on TM21 testing standards is L73 > 60,000 hours
- Emergency battery pack options available in 7w and 14w options
- Battery pack options available as factory installed or field installed for remote mounting

### Optical Shielding

- Acrylic light guide with specialized features to optimize light extraction
- White frost lens with smooth pattern for uniform illumination
- Scratch and impact resistant

### Compliance

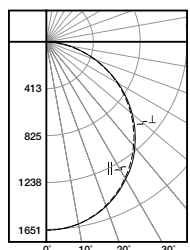
- Indoor luminaires are cULus listed for 25C ambient environments
- IC rated for direct insulation contact
- RoHS compliant
- Damp location listed
- IESNA LM-79 and LM-80 standards compliant
- DesignLights Consortium® Qualified and classified for both DLC Standard and DLC Premium, refer to [www.designlights.org](http://www.designlights.org) for details.
- Can be used for State of California Title 24 high efficacy luminaire

### Warranty

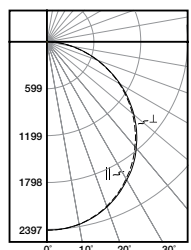
- Five year warranty.

## Photometric Data

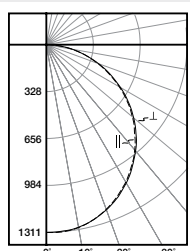
[View IES files](#)



**24FP4735C**  
Electronic Driver  
Linear LED 3500K  
Spacing criterion: (II) 1.24 x mounting height,  
(⊥) 1.25 x mounting height  
Lumens: 4591  
Input Watts: 41.4W  
Efficacy: 111 LPW  
Test Report: 24FP4735C.IES



**24FP6440C**  
Electronic Driver  
Linear LED 4000K  
Spacing criterion: (II) 1.24 x mounting height,  
(⊥) 1.25 x mounting height  
Lumens: 6506  
Input Watts: 62.2W  
Efficacy: 105 LPW  
Test Report: 24FP6440C.IES



**24FP3840HE**  
Electronic Driver  
Linear LED 4000K  
Spacing criterion: (II) 1.25 x mounting height,  
(⊥) 1.26 x mounting height  
Lumens: 3780  
Input Watts: 28.9W  
Efficacy: 130.8 LPW  
Test Report: 24FP3840HE.IES

## Control Systems

- WaveLinX
- DLVP
- Enlighted
- iLumin Plus
- VividTune



Connected Systems  
[CLICK HERE](#)