


Project		Catalog #		Type	
Prepared by		Notes		Date	



Metalux

FPS LED

LED Flat Panel with Selectable Lumens and CCT

Typical Applications

• Offices • Education • Healthcare • Retail

Interactive Menu

- Order Information [page 2](#)
- Photometric Data [page 3](#)
- Product Warranty

Product Certification



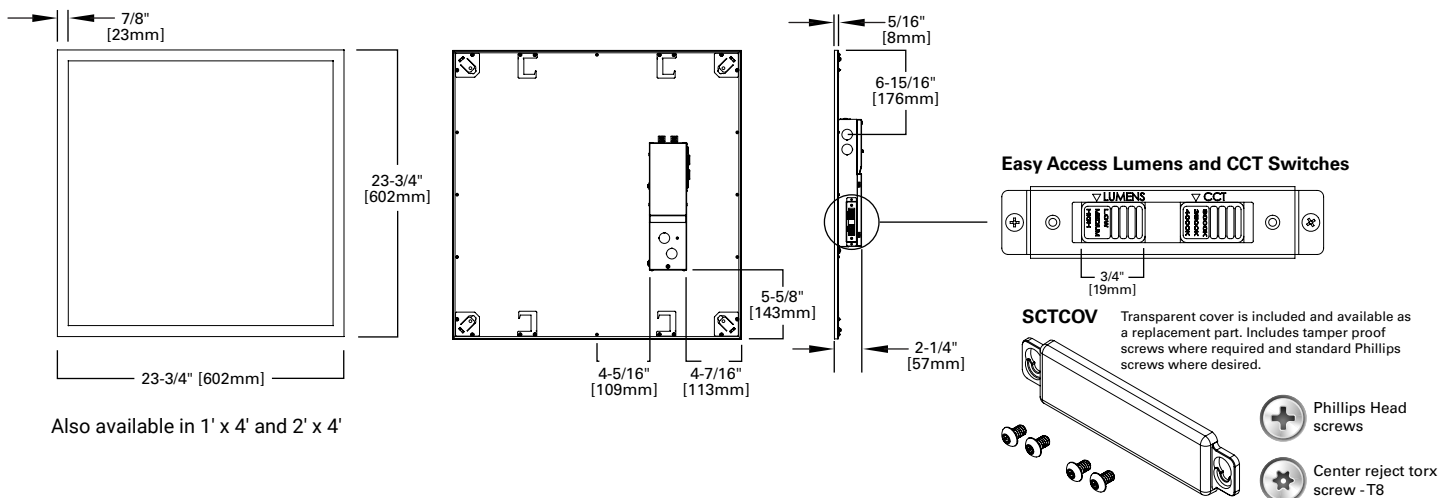
Product Features



Top Product Features

- Ultra-thin approx. 2 inch height fits in shallow plenums with room to spare
- Simple switch to adjust lumens, watts and CCT on site as desired
- Switch tamper cover included
- Projected lumen maintenance based on TM21 testing standards is L87 > 60,000 hours
- 1x4, 2x2, and 2x4 sizes available, all rated for direct insulation contact (IC rated)

2' x 2'



[additional product diagrams](#)

Ordering Information/Performance

SKU	Size	Setting	UPC	Lumens			Power	Efficacy			Input Current (A)	
				3000K	3500K	4000K	Watts	3000K	3500K	4000K	120V	277V
14FPSL1SCT3	14	LOW	080083889440	2121	2188	2255	18.7	113.4	117	120.6	.16	.07
	14	MED		3056	3161	3258	28.2	108.4	112.1	115.5	.24	.1
	14	HI		3748	3883	4007	36.3	103.3	107	110.4	.3	.13
22FPSL2SCT3	22	LOW	080083889402	1810	1864	1909	16	113.1	116.5	119.3	.13	.06
	22	MED		2612	2694	2736	24.1	108.4	111.8	113.5	.2	.09
	22	HI		3165	3268	3349	30.4	104.1	107.5	110.1	.25	.11
24FPSL2SCT3	24	LOW	080083889365	3430	3534	3628	30.2	113.6	117	120.1	.25	.11
	24	MED		4504	4642	4795	41.5	108.5	111.9	115.5	.35	.15
	24	HI		6033	6249	6441	60.5	99.7	103.3	106.5	.5	.22

Options/Ordering Information

EL14W=EBPLED14W battery installed ⁽²⁾EL7W=EBPLED7W battery installed ⁽²⁾

Example catalog number=24FPSL2SCT3-EL14W

A3/8-4/18GDIM=6' 3/8" flex with dimming leads installed

Example catalog number=24FPSL2SCT3-A3/8-4/18GDIM

Notes : (2) Indicator/test switch to be installed separately. For approximate delivered lumens multiply the lumens per watt of the desired fixture by the wattage of the emergency battery pack (100 lm/W x 7=700 lumens). In Emergency mode the fixture will default to 4000K regardless of the CCT setting.

Shipping Data

Fixture Size	Pallet Size	Units per Pallet
1' x 4'	52" x 49"	48
2' x 2'	53" x 30"	44
2' x 4'	53" x 30"	22

Accessories/Ordering Information

Drywall Frame Kit

Catalog	UPC	Size
DF-24W-U	662401232970	2x4
DF-22W-U	662401232963	2x2
DF-14W-U	662401232949	1x4

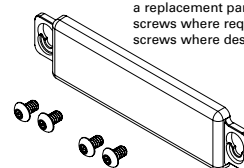
Surface Mount Kit

Catalog	UPC	Size
FPXSURF24	080083867400	2x4
FPXSURF22	080083867387	2x2
FPXSURF14	080083867424	1x4

Note: Use surface kit to suspend 2x4 and 1x4.

SCTCOV

Transparent cover is included and available as a replacement part. Includes tamper proof screws where required and standard Phillips screws where desired.



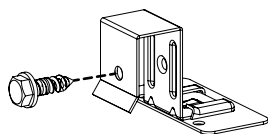
Phillips Head screws

Center reject torx screw - T8

Ceiling Retention

Catalog	UPC
FPEQ	080083802685

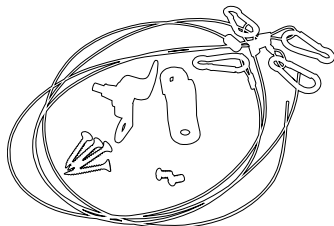
Required by some local codes. Order one set for each fixture (Four clips per kit)



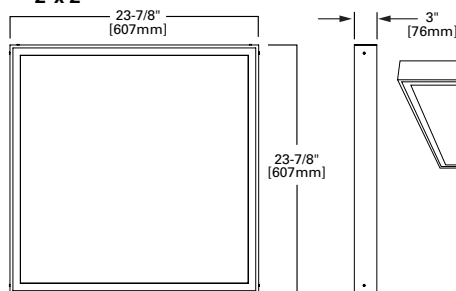
Suspension Kit

Catalog	UPC
FPSUS2	080083802784

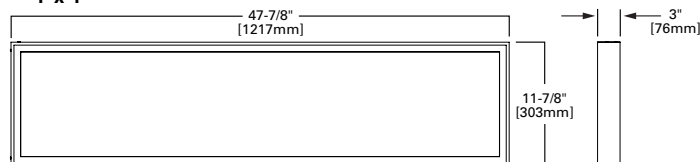
Mounting height from ceiling
Min.=7-1/4" [184mm]
Max.=27" [286mm]



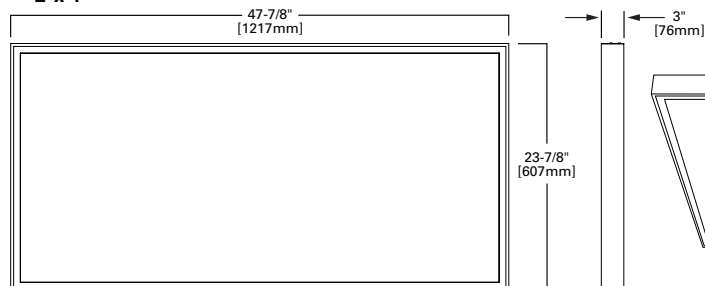
2' x 2'



1' x 4'



2' x 4'



Product Specifications

Construction

- Narrow aluminum bezel is tightly held to code gauge steel back plate
- Seamless corners to maximize the light emitting surface with a refined finish

Mounting

- Integral grid clips and separate suspension clips provided for installation flexibility
- Junction box constructed of code gauge galvanized steel with an easy access hinged door
- Multiple Trade size KO provided and JBox is suitable for up to 12AWG wiring
- Topside KO for use with MWS
- Stock luminaire is less than 2 inches for use in shallow plenum or low ceiling spaces
- Surface or suspension mounting kits available. Direct suspension of 2x2 only. 2x4 and 1x4 suspend with the surface mount kit.
- Factory installed flexible cable with dimming leads options available

Controls

- Standard UNV 120-277V driver with 0-10V dimming to 10% standard
- Compatible with field installed wireless controls available for either Wavelinx or LumaWatt Pro

Electrical

- 3000K/3500K/4000K at minimum 80 CRI and three lumen options
- Projected lumen maintenance based on TM21 testing standards is L87 > 60,000 hours
- Complies with FCC Class B rating for use in residential spaces
- Emergency battery pack options available in 7W and 14W options
- Installed Flex options available

Optical Shielding

- Light guide with specialized features to optimize light extraction
- White frost lens with smooth pattern for uniform illumination
- Scratch and impact resistant lens

Compliance

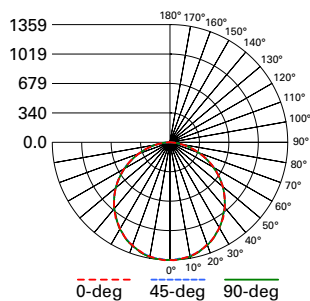
- Indoor luminaires are cULus listed for 25C ambient environments
- IC rated for direct insulation contact
- RoHS compliant
- Damp location listed
- IESNA LM-79 and LM-80 standards compliant
- DesignLights Consortium qualified and classified for DLC Standard
- Meets IP5X rating from the room side with no modification needed.

Warranty

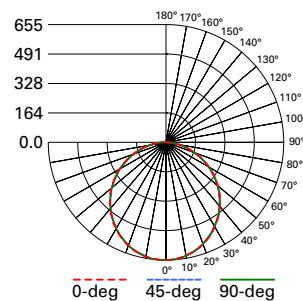
- Five-year warranty.

Photometric Data

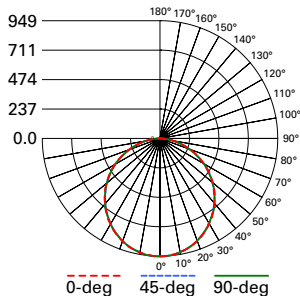
[View IES files](#)



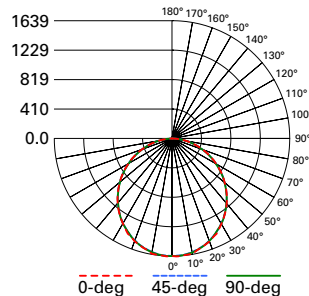
14FPSL2SCT3-3500K-HI
Electronic Driver
Linear LED 3500K
Spacing criterion: (II) 1.25 x mounting height, (⊥) 1.25 x mounting height
Lumens: 3883
Input Watts: 36.3W
Efficacy: 107.0 LPW
Test Report: 14FPSL2SCT3-3500K-HI.IES



22FPSL2SCT3-3500K-LOW
Electronic Driver
Linear LED 3500K
Spacing criterion: (II) 1.25 x mounting height, (⊥) 1.24 x mounting height
Lumens: 1864
Input Watts: 16W
Efficacy: 116.5LPW
Test Report: 22FPSL2SCT3-3500K-LOW.IES



22FPSL2SCT3-3500K-MID
Electronic Driver
Linear LED 3500K
Spacing criterion: (II) 1.25 x mounting height, (⊥) 1.24 x mounting height
Lumens: 2694
Input Watts: 24.1W
Efficacy: 111.8 LPW
Test Report: 22FPSL2SCT3-3500K-MID.IES



24FPSL2SCT3-3500K-MID
Electronic Driver
Linear LED 3500K
Spacing criterion: (II) 1.24 x mounting height, (⊥) 1.24 x mounting height
Lumens: 4642
Input Watts: 41.5W
Efficacy: 111.9 LPW
Test Report: 24FPSL2SCT3-3500K-MID.IES

Dimensional and Mounting Details

