

Project		Catalog #		Type	
Prepared by		Notes		Date	



Metalux

LHB

LED Linear High Bay Lensed

Typical Applications

• Industrial • Manufacturing • Gymnasium* • Warehouse

*Rigid mount not for use in gymnasiums.

Interactive Menu

- Order Information [page 2](#)
- Photometric Data [page 3](#)
- Product Warranty

Product Certification



Product Features

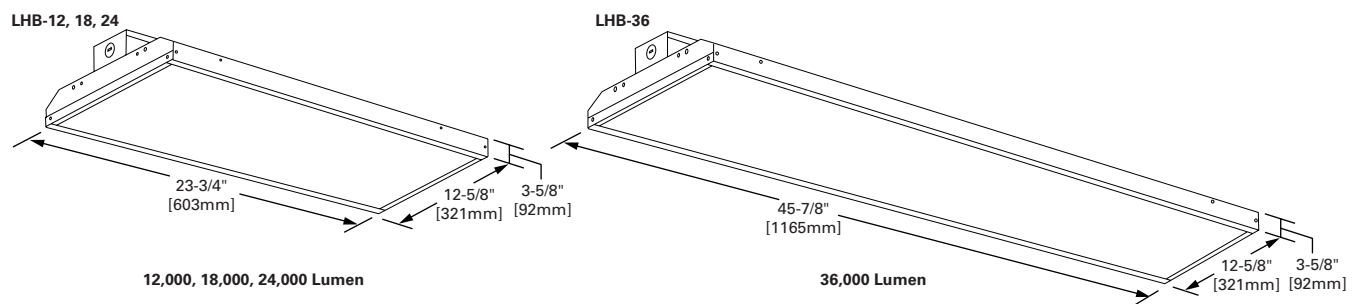


Rapid Response
[CLICK HERE](#)

Top Product Features

- 13 inch width in 2ft and 4ft lengths
- Standard diffused lens provides added protection and glare control
- High performance efficacy up to 143 lm/W
- Efficient 1-for-1 replacement of linear fluorescent and HID fixtures
- Lumen packages – 12K, 18K, 24K and 36K

Dimensional and Mounting Details



Order Information

SAMPLE ORDER NUMBER: **LHB-18-UNV-L840-CD-U** Includes V Hangers and (2) 18" pieces of chain for rapid installation

Series	LED Lumen Output	Lensing	Voltage	CCT	Driver Type	Options (RAPID RESPONSE ONLY)	Packaging
Series ⁽³⁾	LED Lumen Output	Lensing ⁽²⁾	Voltage	CCT	Driver Type	Options (Rapid Response only) ⁽⁴⁾	Packaging
LHB=LED High Bay	12=12,000 Lumens 18=18,000 Lumens 24=24,000 Lumens 36=36,000 Lumens	[Blank]=with Diffused Lens	UNV=Universal Voltage 120-277	L840=4000K L850=5000K	CD=0-10V Dimming Driver	EL7W-REM=EM pack, remote installation, 7W EL14W-REM=EM pack, remote installation, 14W MS=Motion Sensor (360° or 180°) OEFPP10VMV=Occupancy Sensor with Integrated Photocell C6=6' cord, 18/3, white C12=12' cord, 18/3, white PC6/277=6' white cord, 18/3, with 277V, 15A NEMA twist-lock plug PC12/277=12' white cord, 18/3, with 277V, 15A NEMA twist-lock plug	U=Unit Pack
Notes (3) DesignLights Consortium® Qualified and classified for DLC Premium, refer to www.designlights.org for details.		Notes (2) For non-lensed option, follow the lens removal directions in the installation instructions.				Notes (4) When ordering the above options, RR (East Coast) or BRR (West Coast) must be specified at the beginning of the catalog number. Please refer to the Rapid Response brochure for additional program details. Example: RR-LHB-12-UNV-L840-CD-EL14W-REM-U BRR-LHB-18-UNV-L850-CD-MS-U	

Accessories

Accessories (order separately) ⁽¹⁾
LHB-WG23=Wire Guard Kit for 12,000, 18,000 and 24,000 lumen units LHB-WG45=Wire Guard Kit for 36,000 lumen units LHB-SMK=Surface Mount Kit LHB-PMK=Pendant Mount Kit EBPLED7W=7 Watt emergency ballast pack - field installed EBPLED14W=14 Watt emergency ballast pack - field installed OEF-P-2MHO-MV-SL=Motion sensor, 360 degrees, 120-277V, side mount - field installed LHB-Y-TOGGLE-3M= Y-toggle aircraft cables (2), 9 feet 10 inches length
Notes (1) Rigid mount not recommended for use in gymnasiums.

Product Specifications

Construction

- Full body construction with center driver housing for added durability and thermal control

Electrical

- Long-life LED system coupled with electrical driver to deliver optimal performance
- LED's available in 4000K and 5000K with a CRI ≥ 80
- Electronic drivers are available for 120-277V applications
- Standard 0-10V dimming

Finish

- Standard white polyester powder coat finish painted after fabrication for increased durability and rust inhibition

Optics

- Diffused lens provides added protection and glare control

Mounting

- The LHB series is ideally suited for suspension mounting with wire hook and chain set included

Compliance

- Luminaires are cULus listed for damp locations -20°C - 40°C ambient environments with 0-10V drivers
- cULus listed
- LED modules comply with IESNA LM-79 and LM-80 standards
- DesignLights Consortium® Qualified and classified for DLC Premium, refer to www.designlights.org for details



Easy Ordering
Guaranteed Performance
Quick Shipments

Made-to-Order

- Customize products
- Choose from stocked ambient products
- Range of options available

Quick Shipments

- Orders ship in 5 days
- Order must be received by 12pm local time
- Quick turn service

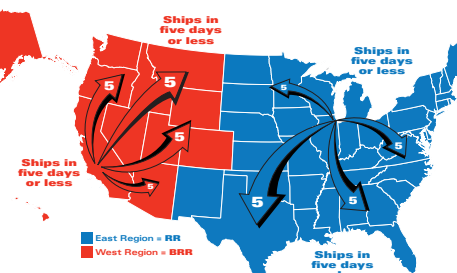
Easy to Order

- Simple ordering logic:
RR = East Coast and BRR = West Coast
- Maximum line item product (i.e. Cruze ST) quantity = 100 fixtures
Can have 100 fixtures per product (i.e. 100 Cruze ST and 100 Encounter) on an order

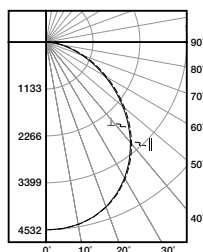
Guaranteed Performance

- Backed by Cooper Lighting Solution's warranty
- Standard shipping terms apply
- MTO Return policy

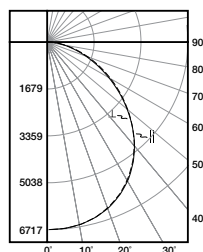
Rapid Response
CLICK HERE



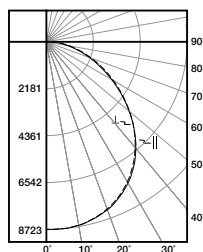
Photometric Data

 View IES files
**LHB-12-UNV-L850**

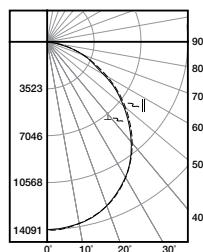
Electronic Driver
 Linear LED 5000K
 Spacing criterion: (II) 1.23 x mounting height,
 (⊥) 1.23 x mounting height
 Lumens: 11493
 Input Watts: 87.7W
 Efficacy: 131.1 lm/W
 Test Report: LHB-12-UNV-L850. IES

**LHB-18-UNV-L850**

Electronic Driver
 Linear LED 5000K
 Spacing criterion: (II) 1.23 x mounting height,
 (⊥) 1.24 x mounting height
 Lumens: 17130
 Input Watts: 131.8W
 Efficacy: 130.0 lm/W
 Test Report: LHB-18-UNV-L850. IES

**LHB-24-UNV-L850**

Electronic Driver
 Linear LED 5000K
 Spacing criterion: (II) 1.23 x mounting height,
 (⊥) 1.23 x mounting height
 Lumens: 22050
 Input Watts: 172.5W
 Efficacy: 127.8 lm/W
 Test Report: LHB-24-UNV-L850. IES

**LHB-36-UNV-L850**

Electronic Driver
 Linear LED 5000K
 Spacing criterion: (II) 1.24 x mounting height,
 (⊥) 1.23 x mounting height
 Lumens: 34196
 Input Watts: 267W
 Efficacy: 128 lm/W
 Test Report: LHB-36-UNV-L850. IES

Energy and Performance Data

Catalog Number	Lensed		Watts	Non-Lensed	
	Delivered Lumens	Efficacy (lm/W)		Delivered Lumens	Efficacy (lm/W)
LHB-12-UNV-L840-CD-U	11,455	131	87	12,249	141
LHB-12-UNV-L850-CD-U	11,493	131	87	12,465	143
LHB-18-UNV-L840-CD-U	17,075	130	132	18,500	140
LHB-18-UNV-L850-CD-U	17,129	130	132	18,663	141
LHB-24-UNV-L840-CD-U	22,012	128	172	24,578	143
LHB-24-UNV-L850-CD-U	22,050	128	172	24,735	144
LHB-36-UNV-L840-CD-U	33,831	128	267	37,924	142
LHB-36-UNV-L850-CD-U	34,196	128	267	38,188	143

Lumen Maintenance

Ambient Temperature	TM-21 Lumen Maintenance (60,000 hours)	Theoretical L70 (Hours)
25°C	> 85%	> 122,000

Ambient Ratings

Lumen Package	Ambient Rating
LHB-12	40°C
LHB-18	40°C
LHB-24	40°C
LHB-36	40°C

Input Watts

Lumens	Watts
12 (12,000 lumens)	87W
18 (18,000 lumens)	132W
24 (24,000 lumens)	175W
36 (36,000 lumens)	267W

Shipping Data

Catalog No.	Wt.
LHB-12	10 lbs.
LHB-18	11 lbs.
LHB-24	11 lbs.
LHB-36	18 lbs.