

LP-61210

LEGRAND NETWORK SWITCHED POWER DISTRIBUTION UNIT (PDU)

Network Switched PDUs enable individual outlet power cycling, power sequencing, and load monitoring. This control can be accessed locally or remotely, multiplying the reach and ability of IT staff and caretakers. A single portal view provides visibility and control of power usage and available capacity, which simplifies the maintenance responsibilities of taxed IT departments.

FEATURES

- **Networked Controller:** Enables remote and local monitoring and control of the PDU and peripherals
- **Circuit Breaker Trip Detection / Alerting:** Get notification instantly in the instance of a tripped circuit breaker
- **Delayed Power Sequencing:** Sequence the order in which each outlet is turned on or off to avoid dropped power loads or circuit overloading
- **Outlet Use Management:** From the PDU GUI, you can remotely identify and control which outlets are on or off
- **Advanced Load Monitoring:** View the power being drawn for the entire PDU; receive notifications of potential issues or when near max amperage draw
- **High-Resolution Color LCD:** Displays energy reading, current, and voltage; access important configuration settings and alarm settings and control outlets which simplifies commissioning
- **Integrated Locking Outlets on IEC Receptacles:** Eliminates the need for special power cords that lock at the PDU
- **Rotatable Cord:** Enables maximum flexibility for routing the input plug simplifying the installation of Zero U PDU's
- **Mounting Types:** Available in horizontal and vertical (on-rail, flush-rail, and button-mount) configurations to ensure power distribution is optimally located and simple to install
- **PDU Linking:** Cascade up to 16 PDUs via Ethernet or USB—this can minimize port usage on network switches or consolidate accessibility to multiple PDUs from a single IP address
- **Hydraulic-Magnetic Breakers:** Provide less heat dependent local protection and quick recovery from circuit overload by utilizing a twostep response curve—these breakers provide a delay on normal overcurrents, while tripping quickly on short circuits
- **Optional Environmental Sensors and Remote Locking:** Can alert to any environmental threats of downtime or potential physical security breaches
- **Software Interoperability:** Seamlessly integrate into any monitoring software with open JSON-RPC interface

Compatibility – SNMP, LUA, Java, JavaScript, and Perl



BROUGHT TO YOU THROUGH MIDDLE ATLANTIC | legrandav.com

USA 800.266.7225 av.middleatlantic.support@legrand.com

CANADA 888.766.9770 av.middleatlantic.support@legrand.com

COMMERCIAL AV BRANDS OF LEGRAND

C2G | Chief | Da-Lite | Luxul | Middle Atlantic | Vaddio | Wiremold

LP-61210

LEGRAND NETWORK SWITCHED POWER DISTRIBUTION UNIT (PDU)

SPECIFICATIONS

Attributes

- Energy Metering: Voltage (V), Current (A), Active Power (kW), Real Power (kVA), Energy (kWh), Power Factor
- Metering Accuracy: ISO/IEC 62053-21 1%
- Metering per Input Line: Yes
- Metering per Branch Circuit Breaker: No
- Metering per Output Receptacle: No
- Remote Outlet Switching: Yes
- Environmental Sensor Ready: Yes
- Replaceable Controller: No
- Compatible Sensors: Temperature, Humidity, Air Flow, Differential Pressure, Water Leak, and Contact Closure
- Networking: Two (10/100 BaseT) Ethernet ports. Optional WiFi (802.11a/b/g/n)
- Remote Management: HTTP(s); SSH; Telnet; RS-232 (Serial); Power IQ; SNMP version v2/v3; SMTP; JSON-RPC
- Cascading: Yes, Max 16 PDUs can be daisy chained using a single Ethernet or USB connection
- Onboard Display: Color, matrix LCD display : Voltage, current, or active power (per line); Alarms; Configuration information (name, ratings, IP / Networking information)
- Embedded Processor: ARM Cortex A5 500MHZ (Atmel A5D21B), 16MB SPI Flash, 64MB DDR2 RAM

Input

- Input Plug: NEMA L5-20P (2P3W)
- Cord Length: 3 meters (9.84 feet) standard
- Cord Entry: Bottom-front feed
- Cable Type: IP44("splashproof")
- Number of Power Cords: 1
- Maximum Input Current: 20A
- Nominal Input Voltage: 120V, Single phase
- Rated Input Voltage: 100-120V
- Input Frequency: 50/60Hz
- Power Capacity: 1.6kVA at 100V, 1.9kVA at 120V

Output

- Nominal Output Voltage: 120V
- Rated Output Voltage: 100-120V
- Receptacles (Output Connections): (8) 5-20R, 16A
- Securelock Support: No
- Cord Retention: Yes
- Overload Protection: N/A

Physical

- Color: Black & Silver
- Unit Dimensions (WxDxH): 436mm x 133mm x 44mm; 17.2" x 5.2" x 1.7"
- Form Factor: 1U
- Mounting: 1U Horizontal Mounting L-Bracket

Environmental

- Operating Temperature: 45°C
- Operating Relative Humidity: 85%
- Operating Elevation: 0-10000ft

Conformance

- Regulatory Approvals: UL Listed, Canada ICES-003, Part 15 Class A of the FCC rules, RoHS compliant
- Warranty: Standard 2 years manufacturer warranty

BROUGHT TO YOU THROUGH MIDDLE ATLANTIC | legrandav.com

USA 800.266.7225 av.middleatlantic.support@legrand.com

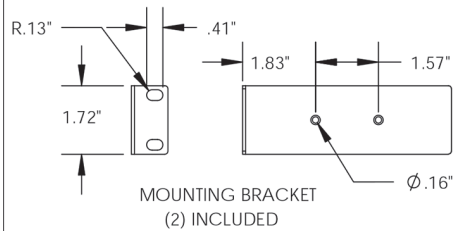
CANADA 888.766.9770 av.middleatlantic.support@legrand.com

COMMERCIAL AV BRANDS OF LEGRAND

C2G | Chief | Da-Lite | Luxul | Middle Atlantic | Vaddio | Wiremold

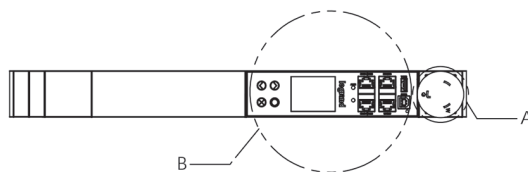
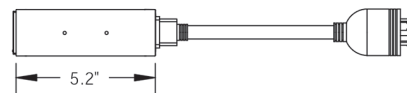
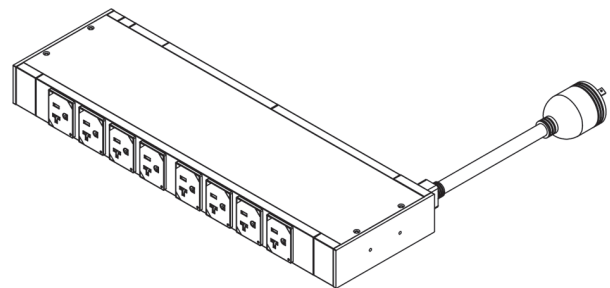
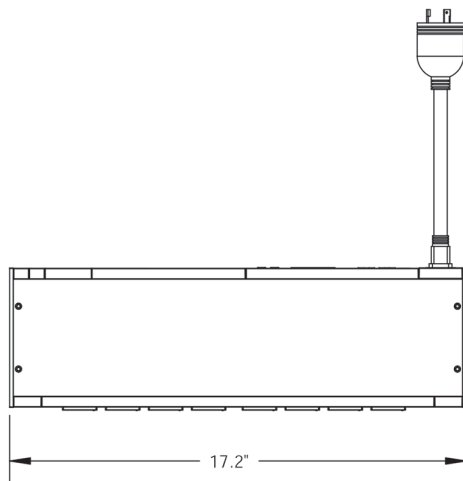
LP-61210

BASIC DIMENSIONS

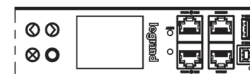


ELECTRICAL PARAMETERS:

- SINGLE PHASE, 16A/120V, 1.9kVA
- INPUT TYPE: NEMA L5-20P, 10' CORD
- OUTPUT TYPE: (8) NEMA 5-20R



DETAIL A
SCALE 1 : 4
NEMA L5-20P



DETAIL B
SCALE 1 : 4

BROUGHT TO YOU THROUGH MIDDLE ATLANTIC | legrandav.com

USA 800.266.7225 av.middleatlantic.support@legrand.com

CANADA 888.766.9770 av.middleatlantic.support@legrand.com

COMMERCIAL AV BRANDS OF LEGRAND

C2G | Chief | Da-Lite | Luxul | Middle Atlantic | Vaddio | Wiremold